



Learner
Achievement
Portfolio

Level 2 Diploma in Business Administration – Group A

Qualification
Accreditation Number:
601/3546/3
Version AIQ004409

Active iQ

Active IQ wishes to emphasise that whilst every effort is made to ensure accuracy, the material contained within this document is subject to alteration or amendment in terms of overall policy, financial or other constraints. Reproduction of this publication is prohibited unless authorised by Active IQ Ltd. No part of this document should be published elsewhere or reproduced in any form without prior written permission.

Active IQ Level 2 Diploma in Business Administration

Qualification Accreditation Number: 601/3546/3

Personal details

Learner's name:

Workplace:

Workplace address:

Workplace telephone number:

Assessor's name:

Assessor's telephone number:

Assessor's email:

Introduction

Welcome to the **Active IQ Level 2 Diploma in Business Administration**

This document is designed to assist you in gathering evidence to prove your competence against the standards in each of your chosen units. Your work-based Assessor will provide you with guidance and support and help you decide on the best types of evidence to produce to prove competence.

When you start the qualification, your work-based assessor will usually help you to:

- Identify what you can do already
- Agree on the standard and level you are aiming for
- Analyse what you need to learn
- Choose and agree on activities that allow you to learn what you need

Assessment is normally through on-the-job observation and questioning. You will produce evidence to prove you have the competence to meet the qualification's standards. Your assessor will sign off units when they believe you are ready. The assessor will test your knowledge, understanding and work-based performance to make sure you can demonstrate competence in the workplace.

When planning assessments assessors will use a range of methods appropriate to you and required by the awarding body to assess you against the standards. The various methods of assessment that can be used are:

- Direct observation of you in the workplace
- Professional discussion
- Questioning
- Examination of workplace products you have produced
- Witness testimony
- Simulation (where allowed)
- DVD / Audio

Your assessor will explain all of these different methods to you.

You will compare your performance with the standards as you learn. You will look at what you have achieved, how much you still need to do and how you should go about it until you are assessed as competent for a unit. The qualification is suited to those who already have skills and want to develop them.

Active IQ Level 2 Diploma in Business Administration

You must complete a minimum of 45 credits

You must achieve all six units (21 credits) from mandatory Group A and a minimum of 14 credits from optional Group B.

A maximum of 10 credits can come from Optional Group C and a maximum of 6 credits from Optional Group D.

A minimum of 36 credits must be at level 2 or above.

Unit		Accreditation number	Level	Credit
Mandatory units (Group A) You must complete all 6 units (21 credits)				
1.	Communication in a business environment	H/506/1893	2	3
2.	Understand employer organisations	A/506/1964	2	4
3.	Principles of providing administrative services	J/506/1899	2	4
4.	Principles of business document production and information management	T/506/1901	2	3
5.	Manage personal performance and development	L/506/1788	2	4
6.	Develop working relationships with colleagues	R/506/1789	2	3
Optional units (Group B) You must achieve a minimum of 14 credits				
7.	Administer the recruitment and selection process	A/506/1883	2	3
8.	Handle mail	D/506/1813	2	3
9.	Organise business travel or accommodation	D/506/1875	2	4
10.	Provide reception services	H/506/1814	2	3
11.	Provide administrative support for meetings	H/506/1876	2	4
12.	Prepare text from notes using touch typing	K/506/1815	2	4
13.	Manage diary systems	L/506/1807	2	2
14.	Collate and report data	L/506/1810	2	3
15.	Contribute to the organisation of an event	L/506/1869	2	3
16.	Employee rights and responsibilities	L/506/1905	2	2
17.	Prepare text from shorthand	M/506/1816	2	6
18.	Buddy a colleague to develop their skills	M/506/1895	2	3
19.	Store and retrieve information	R/506/1811	2	4
20.	Administer parking dispensations	R/506/1887	2	3
21.	Administer finance	R/506/1890	2	4
22.	Prepare text from recorded audio instruction	T/506/1817	2	4
23.	Archive information	T/506/1865	2	3
24.	Administer human resource records	T/506/1879	2	3
25.	Produce business documents	Y/506/1809	2	3
26.	Produce minutes of meetings	Y/506/1812	2	3
27.	Meet and welcome visitors in a business environment	A/506/1799	1	2
28.	Health and safety in a business environment	D/506/1794	1	2
29.	Use a telephone and voicemail system	K/506/1796	1	2
30.	Contribute to the development and implementation of an information system	A/506/1916	3	6
31.	Monitor information systems	F/506/1917	3	8

Unit		Accreditation number	Level	Credit
32.	Develop a presentation	K/506/1913	3	3
33.	Deliver a presentation	M/506/1914	3	3
34.	Analyse and present business data	M/506/1945	3	6
35.	Maintain and issue stationery and supplies	Y/506/2295	2	3
36.	Use and maintain office equipment	J/506/1868	2	2
Optional units (Group C) You may achieve a maximum of 10 credits				
37.	Using Email	M/502/4300	2	3
38.	Bespoke Software	F/502/4396	2	3
39.	Spreadsheet Software	F/502/4625	2	4
40.	Data Management Software	J/502/4559	2	3
41.	Presentation Software	M/502/4622	2	4
42.	Word Processing Software	R/502/4628	2	4
43.	Website Software	R/502/4631	2	4
44.	Deliver customer service	A/506/2130	2	5
45.	Participate in a project	F/506/1934	3	3
46.	Processing customers' financial transactions	F/601/8320	2	4
47.	Payroll Processing	T/505/1238	2	5
48.	Process information about customers	R/506/2134	2	3
49.	Develop customer relationships	Y/506/2149	2	3
Optional units (Group D) You may achieve a maximum of 6 credits				
50.	Understand the use of research in business	A/506/1818	2	6
51.	Understand the legal context of business	D/506/1939	3	6
52.	Principles of marketing theory	D/502/9928	2	4
53.	Principles of digital marketing	D/502/9931	2	5
54.	Principles of customer relationships	K/503/8194	2	3
55.	Understand working in a customer service environment	L/506/2083	1	3
56.	Know how to publish, integrate and share using social media	R/505/3515	2	5
57.	Exploring social media	F/505/6880	2	2
58.	Understand the safe use of online and social media platforms	L/505/3514	2	4
59.	Principles of equality and diversity in the workplace	J/506/1806	2	2
60.	Principles of team leading	R/506/2294	2	5

Witness/Assessor Status List

Please ensure anybody who has made an assessment decision or provided a witness testimony within your portfolio has completed the witness/ assessor list

Witness name and address	Status of Witness (See key below)	Relationship to learner	Signature

Witness Status Key:

1. Qualified Assessor, occupationally competent and familiar with standards
2. Qualified Assessor, not occupationally competent or familiar with standards
3. Occupationally competent, not an assessor (eg line manager)
4. Not occupationally competent, familiar with learner (eg customer)

Record of Achievement

Unit name	Date Completed	Assessor Signature	IV Signature (if sampled)	Date	EV Signature (if sampled)	Date
Mandatory						
Optional Units						

Master Evidence Index

Evidence Number	Description
1.	
2.	
3.	
4.	
5.	
6.	
7.	
8.	
9.	
10.	
11.	
12.	
13.	
14.	
15.	
16.	
17.	
18.	
19.	
20.	
21.	
22.	

Mandatory Group A

Unit 1

Title	Communication in a business environment		
Level	2		
Credit	3		
Accreditation no.	H/506/1893		
Learning Outcomes The learner will:	Assessment Criteria The learner can:	Initial	Evidence Reference
1. Understand the requirements of written and verbal business communication	1.1 Explain why different communication methods are used in the business environment		
	1.2 Describe the communication requirements of different audiences		
	1.3 Explain the importance of using correct grammar, sentence structure, punctuation, spelling and conventions in business communications		
	1.4 Explain the importance of using appropriate body language and tone of voice when communicating verbally		

2. Be able to produce written business communications	2.1 Identify the nature, purpose, audience and use of the information to be communicated			
	2.2 Use communication channels that are appropriate to the information to be communicated and the audience			
	2.3 Present information in the format that meets the brief			
	2.4 Adhere to agreed business communication conventions and degree of formality of expression when producing documents			
	2.5 Produce business communications that are clear, accurate and correct			
	2.6 Meet agreed deadlines in communicating with others			

3. Be able to communicate verbally in business environments	3.1 Identify the nature, purpose, recipient/s and intended use of the information to be communicated			
	3.2 Use language that is appropriate for the recipient's needs			
	3.3 Use body language and tone of voice to reinforce messages			
	3.4 Identify the meaning and implications of information that is communicated verbally			
	3.5 Confirm that a recipient has understood correctly what has been communicated			
	3.6 Respond in a way that is appropriate to the situation and in accordance with organisational policies and standards			
Evidence Requirements				
Evidence for this unit should be generated and collected through performance under workplace conditions. This includes the knowledge-based learning outcomes and assessment criteria.				
Simulation				
Simulation is not allowed.				

Assessor feedback

Below detail why, as the assessor, you feel the learner has achieved this unit

Assessor's signature:

Date:

IV's signature:

Date:

Unit 2

Title		Understand employer organisations		
Level		2		
Credit		4		
Accreditation no.		A/506/1964		
Learning Outcomes The learner will:		Assessment Criteria The learner can:		
1. Understand organisational structures	1.1 Explain the differences between the private sector, public sector and voluntary sector			WORKSHEET
	1.2 Explain the functions of different organisational structures			
	1.3 Describe the features of different types of legal structures for organisations			
	2.1 Describe the internal and external influences on organisations			
2. Understand the organisational environment	2.2 Explain the use of different models of analysis in understanding the organisational environment			
	2.3 Explain why change in the business environment is important			
Evidence Requirements		This is a knowledge based unit. Please see worksheet section at the end of Mandatory Group A		

Assessor feedback

Below detail why, as the assessor, you feel the learner has achieved this unit

Assessor's signature:

Date:

IV's signature:

Date:

Unit 3

Title	Principles of providing administrative services		
Level	2		
Credit	4		
Accreditation no.	J/506/1899		
Learning Outcomes The learner will:	▶	Initial	Evidence Reference
1. Understand the organisation and administration of meetings	1.1 Describe the features of different types of meetings		WORKSHEET
	1.2 Outline the different ways of providing administrative support for meetings		
	1.3 Explain the steps involved in organising meetings		
2. Understand the organisation of travel and accommodation	2.1 Describe the features of different types of business travel and accommodation		
	2.2 Explain the purpose of confirming instructions and requirements for business travel and accommodation		
	2.3 Explain the purpose of keeping records of business travel or accommodation		

3. Understand how to manage diary systems	3.1 Describe the features of hard copy and electronic diary systems			
	3.2 Explain the purpose of using diary systems to plan and co-ordinate activities and resources			
	3.3 Describe the types of information needed to manage a diary system			
	3.4 Explain the importance of obtaining correct information when making diary entries			
4. Understand how to use office equipment	4.1 Describe different types of office equipment			
	4.2 Explain the uses of different types of office equipment			
	4.3 Describe factors to be considered when selecting office equipment to complete tasks			
	4.4 Describe how to keep waste to a minimum when using office equipment			

<p>5. Understand the use of mail services in a business context</p>	<p>5.1 Describe the types of mail services used in business organisations</p>				
	<p>5.2 Explain the need for different types of mail services</p>				
	<p>5.3 Explain the factors to be considered when selecting mail services</p>				
	<p>5.4 Explain the factors to be taken into account when choosing postage methods</p>				
<p>6. Understand customer service in a business environment</p>	<p>6.1 Describe different types of customers</p>				
	<p>6.2 Describe the impact of their own behaviour on a customer</p>				
	<p>6.3 Explain the impact of poor customer service</p>				
<p>Evidence Requirements This is a knowledge based unit. Please see worksheet section at the end of Mandatory Group A</p>					

Assessor feedback

Below detail why, as the assessor, you feel the learner has achieved this unit

Assessor's signature:

Date:

IV's signature:

Date:

Unit 4

Title	Principles of business document production and information management		
Level	2		
Credit	3		
Accreditation no.	T/506/1901		
Learning Outcomes The learner will:	Assessment Criteria The learner can:	Initial	Evidence Reference
1. Understand how to prepare business documents	1.1 Describe different types of business documents that may be produced and the format to be followed for each		WORKSHEET
	1.2 Explain the use of different types of information communication technology (ICT) for document production		
	1.3 Explain the reasons for agreeing the use, content, layout, quality standards and deadlines for document production		
	1.4 Explain the importance of document version control and authorisation		
	1.5 Explain how the requirements of security, data protection, copyright and intellectual property legislation may affect the production of business documents		
	1.6 Explain how to check the accuracy of business documents		

2. Understand the distribution of business documents	2.1 Explain how the requirements of security, data protection, copyright and intellectual property legislation may affect the distribution and storage of business documents			
	2.2 Describe different types of distribution channels			
3. Understand how information is managed in business organisations	3.1 Describe the types of information found in business organisations			
	3.2 Explain the need for safe storage and efficient retrieval of information			
	3.3 Describe the features of different types of systems used for storage and retrieval of information			
	3.4 Describe the legal requirements for storing business information			
<p>Evidence Requirements This is a knowledge based unit. Please see worksheet section at the end of Mandatory Group A</p>				

Assessor feedback

Below detail why, as the assessor, you feel the learner has achieved this unit

Assessor's signature:

Date:

IV's signature:

Date:

Unit 5

Title	Manage personal performance and development		
Level	2		
Credit	4		
Accreditation no.	L/506/1788		
Learning Outcomes The learner will:	<p>Assessment Criteria The learner can:</p>		
1. Be able to manage personal performance			
	1.1 Agree specific, measurable, achievable, realistic and time-bound (SMART) objectives that align with business needs with line manager		
	1.2 Agree criteria for measuring progress and achievement with line manager		
	1.3 Complete tasks to agreed timescales and quality standards		
	1.4 Report problems beyond their own level of competence and authority to the appropriate person		
	1.5 Take action needed to resolve any problems with personal performance		

<p>2. Be able to manage their own time and workload</p>	<p>2.1 Plan and manage workloads and priorities using time management tools and techniques</p> <p>2.2 Take action to minimise distractions that are likely to limit the effective management of time and the achievement of objectives</p> <p>2.3 Explain the benefits of achieving an acceptable “work-life balance”</p>				
<p>3. Be able to identify their own development needs</p>	<p>3.1 Identify organisational policies relating to personal development</p> <p>3.2 Explain the need to maintain a positive attitude to feedback on performance</p> <p>3.3 Explain the potential business benefits of personal development</p> <p>3.4 Identify their own preferred learning style(s)</p> <p>3.5 Identify their own development needs from analyses of the role, personal and team objectives</p> <p>3.6 Use feedback from others to identify their own development needs</p> <p>3.7 Agree specific, measurable, achievable, realistic and time-bound (SMART) development objectives that align with organisational and personal needs</p>				

4. Be able to fulfil a personal development plan	<p>4.1 Agree a personal development plan that specifies actions, methods, resources, timescales and review mechanisms</p> <p>4.2 Make use of formal development opportunities that are consistent with business needs</p> <p>4.3 Use informal learning opportunities that contribute to the achievement of personal development objectives</p> <p>4.4 Review progress against agreed objectives and amend plans accordingly</p> <p>4.5 Share lessons learned with others using agreed communication methods</p>			
<p>Evidence Requirements Evidence for this unit should be generated and collected through performance under workplace conditions. This includes the knowledge-based learning outcomes and assessment criteria.</p>				
<p>Simulation Simulation is not allowed.</p>				

Assessor feedback

Below detail why, as the assessor, you feel the learner has achieved this unit

Assessor's signature:

Date:

IV's signature:

Date:

Unit 6

Title	Develop working relationships with colleagues		
Level	2		
Credit	3		
Accreditation no.	R/506/1789		
Learning Outcomes The learner will:	Assessment Criteria The learner can:	Initial	Evidence Reference
1. Understand the principles of effective team working	1.1 Outline the benefits of effective team working		
	1.2 Describe how to give feedback constructively		
	1.3 Explain conflict management techniques that may be used to resolve team conflicts		
	1.4 Explain the importance of giving team members the opportunity to discuss work progress and any issues arising		
	1.5 Explain the importance of warning colleagues of problems and changes that may affect them		

<p>2. Be able to maintain effective working relationships with colleagues</p>	<p>2.1 Recognise the contribution of colleagues to the achievement of team objectives</p> <p>2.2 Treat colleagues with respect, fairness and courtesy</p> <p>2.3 Fulfil agreements made with colleagues</p> <p>2.4 Provide support and constructive feedback to colleagues</p>						
<p>3. Be able to collaborate with colleagues to resolve problems</p>	<p>3.1 Take others' viewpoints into account when making decisions</p> <p>3.2 Take ownership of problems within own level of authority</p> <p>3.3 Take action to minimise disruption to business activities within their own level of authority</p> <p>3.4 Resolve problems within their own level of authority and agreed contribution</p>						
<p>Evidence Requirements Evidence for this unit should be generated and collected through performance under workplace conditions. This includes the knowledge-based learning outcomes and assessment criteria.</p>							
<p>Simulation Simulation is not allowed.</p>							

Assessor feedback

Below detail why, as the assessor, you feel the learner has achieved this unit

Assessor's signature:

Date:

IV's signature:

Date:

Active IQ

Westminster House
The Anderson Centre
Ermine Business Park
Huntingdon PE29 6XY

T 01480 467 950
F 01480 456 283
info@activeiq.co.uk
www.activeiq.co.uk

Active IQ wishes to emphasise that whilst every effort is made to ensure accuracy, the material contained within this document is subject to alteration or amendment in terms of overall policy, financial or other constraints. Reproduction of this publication is prohibited unless authorised by Active IQ Ltd. No part of this document should be published elsewhere or reproduced in any form without prior written permission.

Active iQ





Learner
Achievement
Portfolio

Level 2 Diploma in Business Administration – Group B

Qualification
Accreditation Number:
601/3546/3
Version AIQ004410

Active iQ

Active IQ wishes to emphasise that whilst every effort is made to ensure accuracy, the material contained within this document is subject to alteration or amendment in terms of overall policy, financial or other constraints. Reproduction of this publication is prohibited unless authorised by Active IQ Ltd. No part of this document should be published elsewhere or reproduced in any form without prior written permission.

Optional Group B

Unit 7

Title	Administer the recruitment and selection process		
Level	2		
Credit	3		
Accreditation No	A/506/1883		
Learning Outcomes The learner will:	Assessment Criteria The learner can:	Initial	Evidence Reference
1. Understand the recruitment and selection process	1.1 Explain the different administrative requirements of internal and external recruitment		
	1.2 Describe the uses of a job description and a person specification		
	1.3 Explain the administrative requirements of different methods of selection		
	1.4 Explain the requirements of different pre-employment checks to be carried out		
	1.5 Explain what information needs to be communicated to successful and unsuccessful applicants at each stage of the recruitment and selection process		
	1.6 Explain the requirements of confidentiality, data protection and system security		

<p>2. Be able to administer the recruitment process</p>	<p>2.1 Check that the job or role details are correct and are in accordance with the brief</p> <p>2.2 Place job advertisements in the agreed media in accordance with the timescales</p> <p>2.3 Record applicant responses within the timescale</p> <p>2.4 Provide requested information to applicants in accordance with organisational policies and procedures</p> <p>2.5 Adhere to organisational policies and procedures, legal and ethical requirements</p>						
<p>3. Be able to administer the selection process</p>	<p>3.1 Invite shortlisted applicants to participate in the selection process in accordance with organisational procedures</p> <p>3.2 Co-ordinate selection arrangements in accordance with the brief</p> <p>3.3 Carry out agreed pre-employment checks within the agreed timescale</p> <p>3.4 Inform applicants of the outcome of their application in accordance with organisational policies and procedures</p> <p>3.5 Keep selection records up-to-date</p>						
<p>Evidence Requirements Evidence for this unit should be generated and collected through performance under workplace conditions. This includes the knowledge-based learning outcomes and assessment criteria.</p>							
<p>Simulation Simulation is not allowed.</p>							

Assessor feedback

Below detail why, as the assessor, you feel the learner has achieved this unit

Assessor's signature:

Date:

IV's signature:

Date:

Unit 8

Title	Handle mail		
Level	2		
Credit	3		
Accreditation No	D/506/1813		
Learning Outcomes The learner will:	Assessment Criteria The learner can:	Initial	Evidence Reference
1. Understand how to deal with mail	1.1 Explain how to deal with “junk” mail		
	1.2 Describe what to do in the event of problems arising when dealing with incoming or outgoing mail		
	1.3 Describe how to operate a franking machine		
	1.4 Explain how to prepare packages for distribution		
	1.5 State organisational policies and procedures on mail handling, security and the use of courier services		
	1.6 Explain the process for reporting suspicious or damaged items in accordance with organisational procedures		

2. Be able to deal with incoming mail	2.1 Sort incoming mail in line with organisational procedures				
	2.2 Distribute incoming mail and packages to the right people according to the agreed schedule				
	2.3 Deal with incorrectly addressed and “junk” mail in accordance with organisational procedures				
3. Be able to deal with outgoing mail	3.1 Organise the collection of outgoing mail and packages on time				
	3.2 Identify the best option for dispatching mail according to the required degree of urgency, size and value of the item				
	3.3 Dispatch outgoing mail on time				
<p>Evidence Requirements Evidence for this unit should be generated and collected through performance under workplace conditions. This includes the knowledge-based learning outcomes and assessment criteria.</p>					
<p>Simulation Simulation is not allowed.</p>					

Assessor feedback

Below detail why, as the assessor, you feel the learner has achieved this unit


Assessor's signature:

Date:

IV's signature:

Date:

Unit 9

Title		Organise business travel or accommodation		
Level		2		
Credit		4		
Accreditation No		D/506/1875		
Learning Outcomes The learner will:		Assessment Criteria The learner can: 		
1. Understand the organisation of business travel or accommodation for others	1.1 Explain any budgetary or policy constraints relating to business travel or accommodation			
	1.2 Describe financial arrangements relating to business travel or accommodation			
	1.3 Explain how to make arrangements for visas and related foreign travel documentation			
	1.4 Describe the procedures for obtaining or exchanging foreign currency			
2. Be able to research business travel or accommodation options for others	2.1 Identify different suppliers that are capable of delivering the services required within budget			
	2.2 Recommend travel or accommodation arrangements that best meet the requirements			
	2.3 Recommend suppliers of travel or accommodation that best meet the requirements			

<p>3. Be able to make business travel or accommodation arrangements for others</p>	<p>3.1 Confirm the requirements for travel or accommodation</p> <p>3.2 Agree arrangements that specify any limitations, prohibitions or responsibilities and which meet the requirements</p> <p>3.3 Prepare and issue itinerary/schedule documentation that reflect agreed arrangements accurately</p> <p>3.4 Obtain travel or accommodation documentation within the required timescale</p> <p>3.5 Confirm the acceptability of payments to be made within the limits of their own authority</p> <p>3.6 Keep up-to-date records of travel or accommodation arrangements and agreed commitments</p> <p>3.7 Adhere to organisational policies and procedures, legal and ethical requirements when making business travel or accommodation arrangements for others</p>			
<p>Evidence Requirements Evidence for this unit should be generated and collected through performance under workplace conditions. This includes the knowledge-based learning outcomes and assessment criteria.</p>				
<p>Simulation Simulation is not allowed.</p>				

Assessor feedback

Below detail why, as the assessor, you feel the learner has achieved this unit

Assessor's signature:

Date:

IV's signature:

Date:

Unit 10

Title	Provide reception services			
Level	2			
Credit	3			
Accreditation No	H/506/1814			
Learning Outcomes The learner will:	✓	Assessment Criteria The learner can:	Initial	Evidence Reference
1. Understand reception services		1.1 Explain the receptionist's role in representing an organisation		
		1.2 Explain an organisation's structure and lines of communication		
		1.3 Describe an organisation's standards of presentation		
		1.4 Explain the health, safety and security implications of visitors to a building		
		1.5 Explain how to deal with challenging people		

2. Be able to provide a reception service	2.1 Welcome visitors in accordance with organisational standards				
	2.2 Direct visitors to the person they are visiting in accordance with organisational standards				
	2.3 Record visitors' arrivals and departures in accordance with organisational procedures				
	2.4 Provide advice and accurate information within organisational guidelines on confidentiality				
	2.5 Keep the reception area tidy and materials up-to-date				
	2.6 Answer and deal with telephone calls within organisational standards				
	2.7 Adhere to organisational procedures on entry, security, health and safety				
Evidence Requirements					
Evidence for this unit should be generated and collected through performance under workplace conditions. This includes the knowledge-based learning outcomes and assessment criteria.					
Simulation					
Simulation is not allowed.					

Assessor feedback

Below detail why, as the assessor, you feel the learner has achieved this unit

Assessor's signature:

Date:

IV's signature:

Date:

Unit 11

Title	Provide administrative support for meetings		
Level	2		
Credit	4		
Accreditation No	H/506/1876		
Learning Outcomes The learner will:	Assessment Criteria The learner can:	Initial	Evidence Reference
1. Understand the administration of meetings	1.1 Describe the purpose of the meeting and who needs to attend		
	1.2 Explain why it is important to have a minimum number of attendees for a meeting		
	1.3 Explain ways to achieve maximum attendance at meetings		
	1.4 Explain the access, health, safety and security requirements relating to meetings		
	1.5 Describe how to set up the resources needed for a meeting		
	1.6 Explain the responsibilities of the meeting chair and meeting secretary		
	1.7 Explain the difference between formal and informal meetings		
	1.8 Explain the legal implications of formal meetings		

<p>2. Be able to make administrative preparations for meetings</p>	<p>2.1 Book meeting venue, resources, and facilities in accordance with the brief</p> <p>2.2 Collate documents needed for a meeting</p> <p>2.3 Distribute meeting invitations, documents and other meeting-related requirements within the timescale</p> <p>2.4 Confirm meeting attendees and any special requirements</p>							
<p>3. Be able to support the administration of meetings</p>	<p>3.1 Take action to ensure that the equipment allocated for use at a meeting functions correctly</p> <p>3.2 Provide support to meetings in accordance with requests</p> <p>3.3 Ensure the venue is restored to the required conditions after the meeting</p> <p>3.4 Distribute meeting records promptly to the agreed distribution list</p> <p>3.5 Carry out any follow-up actions in accordance with the brief</p>							
<p>Evidence Requirements Evidence for this unit should be generated and collected through performance under workplace conditions. This includes the knowledge-based learning outcomes and assessment criteria.</p>								
<p>Simulation Simulation is not allowed.</p>								

Assessor feedback

Below detail why, as the assessor, you feel the learner has achieved this unit

Assessor's signature:

Date:

IV's signature:

Date:

Unit 12

Title	Prepare text from notes using touch typing		
Level	2		
Credit	4		
Accreditation No	K/506/1815		
Learning Outcomes The learner will:	Assessment Criteria The learner can:	Initial	Evidence Reference
1. Understand how to create text from notes	1.1 Explain the importance of confirming the purpose of the text and intended audience		
	1.2 Describe the problems that may occur in transcribing notes written by others		
	1.3 Explain the consequences of incorrect spelling, punctuation, grammar and sentence structure, and inaccurate content		
	1.4 Explain how technology features can help to create, format and check the accuracy of text		
	1.5 Describe ways of checking produced texts for accuracy and correctness		
	1.6 Describe organisational procedures for the storage, security and confidentiality of information		

2. Be able to produce text using touch typing	2.1 Agree the purpose, format and deadlines for texts				
	2.2 Touch type texts at the speed and level of accuracy required by the organisation				
	2.3 Check that the text is accurate and the meaning is clear and correct				
	2.4 Store texts and original notes safely and securely following organisational procedures				
	2.5 Present texts in the required formats and within the agreed timescales				
Evidence Requirements					
Evidence for this unit should be generated and collected through performance under workplace conditions. This includes the knowledge-based learning outcomes and assessment criteria.					
Simulation					
Simulation is not allowed.					

Assessor feedback

Below detail why, as the assessor, you feel the learner has achieved this unit


Assessor's signature:

Date:

IV's signature:

Date:

Unit 13

Title	Manage diary systems		
Level	2		
Credit	2		
Accreditation No	L/506/1807		
Learning Outcomes The learner will:	Assessment Criteria The learner can: 		
1. Understand the management of diary systems	1.1 Explain the importance of keeping diary systems up to date		
	1.2 Describe the basis on which bookings and changes are prioritised		
	1.3 Explain any constraints relating to making bookings for people or facilities		
	1.4 Describe the types of problems that can occur when managing diaries		
	Initial	Evidence	Reference

<p>2. Be able to manage diary systems</p>	<p>2.1 Obtain the information needed to make diary entries</p>				
	<p>2.2 Make accurate and timely diary entries</p>				
	<p>2.3 Respond to changes in a way that balances and meets the needs of those involved</p>				
	<p>2.4 Communicate up-to-date information to everyone involved</p>				
	<p>2.5 Keep diaries up-to-date</p>				
	<p>2.6 Maintain the requirements of confidentiality</p>				
<p>Evidence Requirements Evidence for this unit should be generated and collected through performance under workplace conditions. This includes the knowledge-based learning outcomes and assessment criteria.</p>					
<p>Simulation Simulation is not allowed.</p>					

Assessor feedback

Below detail why, as the assessor, you feel the learner has achieved this unit

Assessor's signature:

Date:

IV's signature:

Date:

Unit 14

Title	Collate and report data		
Level	2		
Credit	3		
Accreditation No	L/506/1810		
Learning Outcomes The learner will:	Assessment Criteria The learner can:	Initial	Evidence Reference
1. Understand how to collate and report data	1.1 Describe the different ways that data can be organised		
	1.2 Explain why data should be presented and reported in different ways		
	1.3 Explain the use of text and diagrams in helping readers to understand the presented data		
	1.4 Explain the requirements relating to confidentiality, data protection, intellectual property and copyright legislations		
	2. Be able to collate data	2.1 Ensure that data collected is complete, accurate and up-to-date	
	2.2 Check the data against agreed criteria		
	2.3 Organise data in a way that will enable meaningful analysis		
	2.4 Meet agreed timescales in the collation of data		

3. Be able to report data	3.1 Present data in the agreed reporting format and house style			
	3.2 Report data within agreed timescale			
	3.3 Distribute data reports to authorised readers			
<p>Evidence Requirements Evidence for this unit should be generated and collected through performance under workplace conditions. This includes the knowledge-based learning outcomes and assessment criteria.</p>				
<p>Simulation Simulation is not allowed.</p>				

Assessor feedback

Below detail why, as the assessor, you feel the learner has achieved this unit

Assessor's signature:

Date:

IV's signature:

Date:

Unit 15

Title	Contribute to the organisation of an event		
Level	2		
Credit	3		
Accreditation No	L/506/1869		
Learning Outcomes The learner will:	Assessment Criteria The learner can:	Initial	Evidence Reference
1. Understand event organisation	1.1 Explain the roles, responsibilities and accountabilities of individuals involved in the event		
	1.2 Explain the purpose and features of different types of events		
	1.3 Describe the type of resources needed for different types of events		
	1.4 Describe the different needs attendees may have and how to meet these		
	1.5 Explain the requirements of health, safety and security when organising events		
	1.6 Describe the types of problems that may occur during events and how to deal with them		

<p>2. Be able to carry out pre-event actions</p>	<p>2.1 Identify venue requirements for an event</p> <p>2.2 Obtain resources within the agreed timescales</p> <p>2.3 Distribute pre-event documentation to delegates in accordance with the event plan</p> <p>2.4 Co-ordinate attendee responses within the agreed timescale</p> <p>2.5 Identify any special requirements of event attendees</p>					
<p>3. Be able to set up an event</p>	<p>3.1 Set up layout and resources in accordance with the event plan</p> <p>3.2 Confirm that all identified resources are in place and meet requirements</p> <p>3.3 Behave in a way that maintains organisational values and standards</p>					
<p>4. Be able to carry out post-event actions</p>	<p>4.1 Ensure the venue is restored to the required conditions in accordance with the terms of the contract</p> <p>4.2 Carry out follow-up actions in accordance with the event plan and agreements made at the event</p>					

Evidence Requirements

Evidence for this unit should be generated and collected through performance under workplace conditions. This includes the knowledge-based learning outcomes and assessment criteria.

Simulation

Simulation is not allowed.

Assessor feedback

Below detail why, as the assessor, you feel the learner has achieved this unit

Assessor's signature:

Date:

IV's signature:

Date:

Unit 16

Title	Employee rights and responsibilities		
Level	2		
Credit	2		
Accreditation No	L/506/1905		
Learning Outcomes The learner will:	Assessment Criteria The learner can:	Initial	Evidence Reference
1. Understand the role of organisations and industries	1.1 Explain the role of their own occupation within an organisation and industry		WORKSHEET
	1.2 Describe career pathways within their organisation and industry		
	1.3 Identify sources of information and advice on an industry, occupation, training and career pathway		
	1.4 Describe an organisation's principles of conduct and codes of practice		
	1.5 Explain issues of public concern that affect an organisation and industry		
	1.6 Describe the types, roles and responsibilities of representative bodies and their relevance to their own role		

2. Understand employers' expectations and employees' rights and obligations	2.1 Describe the employer and employee statutory rights and responsibilities that affect their own role			
	2.2 Describe an employer's expectations for employees' standards of personal presentation, punctuality and behaviour			
	2.3 Describe the procedures and documentation that protect relationships with employees			
	2.4 Identify sources of information and advice on employment rights and responsibilities			
Evidence Requirements				
This is a knowledge based unit. Please see worksheet section at the end of optional group B.				

Assessor feedback

Below detail why, as the assessor, you feel the learner has achieved this unit

Assessor's signature:

Date:

IV's signature:

Date:

Unit 17

Title	Prepare text from shorthand		
Level	2		
Credit	6		
Accreditation No	M/506/1816		
Learning Outcomes The learner will:	Assessment Criteria The learner can:	Initial	Evidence Reference
1. Understand how to use shorthand to create text	1.1 Explain the importance of confirming the purpose of the text and intended audience		
	1.2 Describe techniques that may be used when taking shorthand notes		
	1.3 Explain the consequences of incorrect spelling, punctuation, grammar and sentence structure, and inaccurate content		
	1.4 Explain how technology features can help to create, format and check the accuracy of text		
	1.5 Describe ways of checking produced texts for accuracy and correctness		
	1.6 Describe organisational procedures for the storage, security and confidentiality of information		

2. Be able to use shorthand to prepare text	<p>2.1 Agree the purpose, format and deadlines for texts</p> <p>2.2 Take dictation using shorthand at the speed required by the organisation</p> <p>2.3 Input and format text from shorthand notes</p> <p>2.4 Check that text is accurate and the meaning is clear and correct</p> <p>2.5 Store texts and original notes safely and securely following organisational procedures</p> <p>2.6 Present texts in the required formats and within the agreed timescales</p>				
<p>Evidence Requirements Evidence for this unit should be generated and collected through performance under workplace conditions. This includes the knowledge-based learning outcomes and assessment criteria.</p>					
<p>Simulation Simulation is not allowed.</p>					

Assessor feedback

Below detail why, as the assessor, you feel the learner has achieved this unit

Assessor's signature:

Date:

IV's signature:

Date:

Unit 18

Title	Buddy a colleague to develop their skills			
Level	2			
Credit	3			
Accreditation No	M/506/1895			
Learning Outcomes The learner will:	Assessment Criteria The learner can:	Initial	Evidence Reference	
1. Understand how to buddy a colleague	1.1 Describe what is expected of a buddy			
	1.2 Explain techniques to give positive feedback and constructive criticism			
	1.3 Explain techniques to establish rapport with a buddy			
	2. Be able to plan to buddy a colleague	2.1 Agree which aspects of a colleague's work may benefit from buddying		
		2.2 Confirm organisational requirements for standards of behaviour, presentation, communication and performance of a buddy colleague		
		2.3 Agree a schedule of meetings that minimise disruption to business		
		2.4 Agree specific, measurable, achievable, realistic and time-bound (SMART) buddying objectives		

<p>3. Be able to support a buddy colleague carrying out work activities</p>	3.1 Remain unobtrusive while a buddy colleague carries out their work activities			
	3.2 Provide examples of how to carry out tasks correctly			
	3.3 Identify instances of good practice and areas for improvement through observation			
	3.4 Praise a buddy colleague on well completed tasks			
	3.5 Give constructive feedback on ways in which a buddy could improve performance			
	3.6 Offer a buddy hints and tips based on personal experience			
<p>Evidence Requirements Evidence for this unit should be generated and collected through performance under workplace conditions. This includes the knowledge-based learning outcomes and assessment criteria.</p>				
<p>Simulation Simulation is not allowed.</p>				

Assessor feedback

Below detail why, as the assessor, you feel the learner has achieved this unit

Assessor's signature:

Date:

IV's signature:

Date:

Unit 19

Title	Store and retrieve information		
Level	2		
Credit	4		
Accreditation No	R/506/1811		
Learning Outcomes The learner will:	▼	Initial	Evidence Reference
1. Understand information storage and retrieval			
1.1 Describe systems and procedures for storing and retrieving information			
1.2 Outline legal and organisational requirements for information security and retention			
1.3 Explain how to create filing systems to facilitate information identification and retrieval			
1.4 Explain how to use different search techniques to locate and retrieve information			
1.5 Describe what to do when problems arise when storing or retrieving information			

2. Be able to gather and store information	<p>2.1 Gather the information required within the agreed timescale</p> <p>2.2 Store files and folders in accordance with organisational procedures</p> <p>2.3 Store information in approved locations</p> <p>2.4 Adhere to organisational policies and procedures, legal and ethical requirements</p>				
3. Be able to retrieve information	<p>3.1 Confirm information to be retrieved and its intended use</p> <p>3.2 Retrieve the required information within the agreed timescale</p>				
<p>Evidence Requirements Evidence for this unit should be generated and collected through performance under workplace conditions. This includes the knowledge-based learning outcomes and assessment criteria.</p>					
<p>Simulation Simulation is not allowed.</p>					

Assessor feedback

Below detail why, as the assessor, you feel the learner has achieved this unit

Assessor's signature:

Date:

IV's signature:

Date:

Unit 20

Title	Administer parking dispensations		
Level	2		
Credit	3		
Accreditation No	R/506/1887		
Learning Outcomes The learner will:	Assessment Criteria The learner can:	Initial	Evidence Reference
1. Understand the administration of parking dispensations	1.1 Explain the scope and limits of their own responsibilities and authority in issuing parking dispensations		
	1.2 Describe the legal and regulatory requirements relating to parking dispensations		
	1.3 Describe the parking dispensation eligibility criteria and checks		
	1.4 Describe organisational security and anti-fraud policies, procedures and processes		
	1.5 Describe the features of software to manage the issues of permits, season tickets, suspensions, dispensations or waivers and blue badges		
	1.6 Explain where to go for help when dealing with parking dispensations		

<p>2. Be able to process applications for parking dispensations</p>	<p>2.1 Advise customers of the eligibility criteria for parking dispensations</p> <p>2.2 Determine whether customers are eligible by matching the case to the criteria</p> <p>2.3 Clarify any areas of doubt or confusion with customers</p> <p>2.4 Carry out relevant checks in accordance with organisational procedures and legislative procedures</p> <p>2.5 Record the reasons for the decision as to whether or not to grant parking dispensations</p> <p>2.6 Maintain the requirements of confidentiality and data protection</p>			
<p>3. Be able to issue parking dispensations</p>	<p>3.1 Communicate the decision and return related paperwork on parking dispensations to customers in accordance with organisational procedures</p> <p>3.2 Process payments and refunds in accordance with organisational procedures</p> <p>3.3 Keep records up-to-date</p> <p>3.4 Adhere to organisational policies and procedures, legal and ethical requirements</p>			
<p>Evidence Requirements Evidence for this unit should be generated and collected through performance under workplace conditions. This includes the knowledge-based learning outcomes and assessment criteria</p>				
<p>Simulation Simulation is not allowed.</p>				

Assessor feedback

Below detail why, as the assessor, you feel the learner has achieved this unit

Assessor's signature:

Date:

IV's signature:

Date:

Unit 21

Title	Administer finance		
Level	2		
Credit	4		
Accreditation No	R/506/1890		
Learning Outcomes The learner will:	Assessment Criteria The learner can:	Initial	Evidence Reference
1. Understand finance for administrators	1.1 Describe organisational hierarchy and levels of authority for financial transactions		
	1.2 Explain organisational systems for sales invoicing, purchasing, payments and receipts		
	1.3 Describe the use of a purchase order, invoice, receipts and expenses		
	2.1 Record income and expenditure in accordance with organisational policies and procedures		
2. Be able to administer finance	2.2 Process purchase orders, invoices or expenses in accordance with organisational policies and procedures		
	2.3 Process outgoing payments to the correct recipient		
	2.4 Accept or allocate incoming payments in accordance with organisational policies		

Evidence Requirements

Evidence for this unit should be generated and collected through performance under workplace conditions. This includes the knowledge-based learning outcomes and assessment criteria.

Simulation

Simulation is not allowed.

Assessor feedback

Below detail why, as the assessor, you feel the learner has achieved this unit


Assessor's signature:

Date:

IV's signature:

Date:

Unit 22

Title	Prepare text from recorded audio instruction		
Level	2		
Credit	4		
Accreditation No	T/506/1817		
Learning Outcomes The learner will:	Assessment Criteria The learner can: 		
1. Understand the preparation of text from recorded notes	1.1 Explain the importance of confirming the purpose of the text and intended audience		
	1.2 Describe the main features of the different types of technology that can be used for playing back recordings		
	1.3 Explain how different speaking styles of those giving dictation can affect outputs		
	1.4 Explain the consequences of incorrect spelling, punctuation, grammar and sentence structure, and inaccurate content		
	1.5 Describe ways of checking produced texts for accuracy and correctness		
	1.6 Describe organisational procedures for the storage, security and confidentiality of information		
	Initial	Evidence	Reference

2. Be able to prepare text from recorded notes	2.1 Agree the purpose, format and deadlines for texts					
	2.2 Input and format text from audio recording					
	2.3 Check that text is accurate and the meaning is clear and correct					
	2.4 Store texts and original recordings safely and securely following organisational procedures					
	2.5 Present texts in the required formats and within the agreed timescales					
<p>Evidence Requirements Evidence for this unit should be generated and collected through performance under workplace conditions. This includes the knowledge-based learning outcomes and assessment criteria.</p>						
<p>Simulation Simulation is not allowed.</p>						

Assessor feedback

Below detail why, as the assessor, you feel the learner has achieved this unit

Assessor's signature:

Date:

IV's signature:

Date:

Unit 23

Title	Archive information		
Level	2		
Credit	3		
Accreditation No	T/506/1865		
Learning Outcomes The learner will:	Assessment Criteria The learner can:	Initial	Evidence Reference
1. Understand archiving requirements	1.1 Describe different ways of archiving information		
	1.2 Describe how to retrieve archived information		
	1.3 Describe organisational procedures for archiving, retrieving and deleting information		
	1.4 Explain the importance of document retention policies to organisations'		
	1.5 Describe the security and access requirements of offsite archives		

2. Be able to archive information	2.1 Confirm the information to be archived			
	2.2 Identify the retention period post-archiving			
	2.3 Archive information within the agreed timescale			
	2.4 Keep archive records up-to-date and indexed			
	2.5 Report problems to the right person			
	2.6 Adhere to organisational policies and procedures, legal and ethical requirements when archiving information			
<p>Evidence Requirements Evidence for this unit should be generated and collected through performance under workplace conditions. This includes the knowledge-based learning outcomes and assessment criteria.</p>				
<p>Simulation Simulation is not allowed.</p>				

Assessor feedback

Below detail why, as the assessor, you feel the learner has achieved this unit

Assessor's signature:

Date:

IV's signature:

Date:

Unit 24

Title	Administer human resource records		
Level	2		
Credit	3		
Accreditation No	T/506/1879		
Learning Outcomes The learner will:	Assessment Criteria The learner can:	Initial	Evidence Reference
1. Understand the administration of human resource (HR) records	1.1 Explain what HR-related information needs to be kept and why		
	1.2 Explain the relationship of HR to other parts of an organisation		
	1.3 Describe the impact of other organisations on HR activities		
	1.4 Describe the features and uses of organisational systems for managing human resource information		
	1.5 Explain the requirements of confidentiality, data protection and system security		
	1.6 Describe the information to be provided for different management reports		
	1.7 Explain the limits of their own authority in administering HR records		
	1.8 Explain the implications of not keeping HR records up-to-date		
	1.9 Explain the actions to be taken in the event of problems arising or incomplete or inaccurate data		

2. Be able to administer HR information	2.1 Keep HR records up-to-date			
	2.2 Process data in accordance with organisational procedures			
	2.3 Provide information within the limits of confidentiality			
	2.4 Adhere to organisational policies and procedures, legal and ethical requirements			
Evidence Requirements Evidence for this unit should be generated and collected through performance under workplace conditions. This includes the knowledge-based learning outcomes and assessment criteria.				
Simulation Simulation is not allowed.				

Assessor feedback

Below detail why, as the assessor, you feel the learner has achieved this unit

Assessor's signature:

Date:

IV's signature:

Date:

Unit 25

Title	Produce business documents		
Level	2		
Credit	3		
Accreditation No	Y/506/1809		
Learning Outcomes The learner will:	Assessment Criteria The learner can:	Initial	Evidence Reference
1. Understand how to prepare business documents	1.1 Explain the requirements for language, tone, image and presentation for different documents		
	1.2 Explain how to integrate images into documents		
	1.3 Describe how corporate identity impacts upon document production		
	1.4 Explain the requirements of data protection, copyright and intellectual property legislation relating to document production		
	1.5 Describe organisational procedures for version control		
	1.6 Describe security requirements relating to document production		

2. Be able to prepare business documents	<p>2.1 Identify the purpose, audience, content, style, format and deadlines of a document</p> <p>2.2 Use document production resources in line with organisational guidelines</p> <p>2.3 Use correct grammar, spelling, punctuation and sentence structure</p> <p>2.4 Produce documents that meet the requirements within the agreed timescale</p>				
3. Be able to distribute business documents	<p>3.1 Provide final documents in the appropriate medium for authorised readers</p> <p>3.2 Specify restrictions and distribution lists in accordance with the requirements</p> <p>3.3 Maintain the requirements of security in the production, distribution and storage of documents</p>				
<p>Evidence Requirements Evidence for this unit should be generated and collected through performance under workplace conditions. This includes the knowledge-based learning outcomes and assessment criteria.</p>					
<p>Simulation Simulation is not allowed.</p>					

Assessor feedback

Below detail why, as the assessor, you feel the learner has achieved this unit

Assessor's signature:

Date:

IV's signature:

Date:

Unit 26

Title	Produce minutes of meetings		
Level	2		
Credit	3		
Accreditation No	Y/506/1812		
Learning Outcomes The learner will:	Assessment Criteria The learner can:	Initial	Evidence Reference
1. Understand how to take minutes of meetings	1.1 Explain the purpose of different types of minutes and other meeting records		
	1.2 Explain the legal requirements of formal minutes		
	1.3 Describe organisational conventions for producing minutes		
	1.4 Describe the responsibilities of the minute taker in a meeting		
	1.5 Explain why it is important to maintain confidentiality of meetings, discussions and actions		
	1.6 Explain why it is necessary to record who proposed and seconded suggestions and changes		
2. Be able to take notes of meetings	2.1 Take accurate notes of the attendance, proceedings, areas of discussion and agreed actions of meetings		
	2.2 Record allocated responsibilities for agreed actions		

<p>3. Be able to produce minutes of meetings</p>	<p>3.1 Transcribe notes accurately into meeting minutes using correct language, grammar, punctuation and sentence structure and in the agreed style</p> <p>3.2 Include agreed attachments or appendices</p> <p>3.3 Obtain approval for the final documents</p> <p>3.4 Distribute minutes to the agreed distribution list</p> <p>3.5 Maintain the requirements of confidentiality</p>						
<p>Evidence Requirements Evidence for this unit should be generated and collected through performance under workplace conditions. This includes the knowledge-based learning outcomes and assessment criteria.</p>							
<p>Simulation Simulation is not allowed.</p>							

Assessor feedback

Below detail why, as the assessor, you feel the learner has achieved this unit

Assessor's signature:

Date:

IV's signature:

Date:

Unit 27

Title	Meet and welcome visitors in a business environment		
Level	1		
Credit	2		
Accreditation No	A/506/1799		
Learning Outcomes The learner will:	↘	Initial	Evidence Reference
1. Know how to meet visitors in a business environment	1.1 State an organisation's procedures for dealing with visitors		
	1.2 Describe the standards of personal behaviour and presentation that an organisation should expect from staff that meet and welcome visitors		
	1.3 Identify any organisational health, safety and security requirements relevant to visitors		
	1.4 Describe what to do and who to contact when problems with visitors arise		

2. Be able to meet visitors in a business environment	2.1 Welcome visitors politely in accordance with organisational standards			
	2.2 Confirm the identity of visitors and the reasons for their visit			
	2.3 Check that any health, safety and security actions are carried out			
	2.4 Record visitors' arrival and departure in accordance with organisational procedures			
	2.5 Inform those who are being visited of the arrival of their visitor(s) in accordance with organisational standards			
	2.6 Present a positive personal image in accordance with organisational standards			
Evidence Requirements				
Evidence for this unit should be generated and collected through performance under workplace conditions. This includes the knowledge-based learning outcomes and assessment criteria.				
Simulation				
Simulation is allowed. Evidence collected in a realistic working environment (RWE) or a work placement is permissible. RWEs must provide an environment which replicates the key characteristics of the workplace in which the skill to be assessed is normally employed. Evidence should come from working with real customers. The environment needs to be real but the learner does not have to be employed there.				

Assessor feedback

Below detail why, as the assessor, you feel the learner has achieved this unit

Assessor's signature:

Date:

IV's signature:

Date:

Unit 28

Title	Health and safety in a business environment		
Level	1		
Credit	2		
Accreditation No	D/506/1794		
Learning Outcomes The learner will:	Assessment Criteria The learner can:	Initial	Evidence Reference
1. Understand health and safety responsibilities in a business environment	<p>1.1 State health and safety responsibilities of employers</p> <p>1.2 State their own responsibilities for health and safety in the business environment</p> <p>1.3 State the occupational health and safety guidelines to be followed when using a keyboard and visual display unit</p> <p>1.4 Explain the importance of complying with health and safety requirements</p>		
2. Know how to work in a safe way in a business environment	<p>2.1 Identify possible health and safety hazards in the business environment</p> <p>2.2 Describe ways in which accidents can be avoided in the business environment</p> <p>2.3 Outline why it is important to report hazards and accidents that occur in the business environment</p> <p>2.4 Outline organisational emergency health and safety procedures</p>		

<p>3. Be able to comply with health and safety requirements in a business environment</p>	<p>3.1 Use approved techniques to prevent strain or injury when carrying out work activities</p>				
	<p>3.2 Take action to ensure that their own conduct does not endanger others</p>				
	<p>3.3 Follow manufacturers or organisational instructions for the use of equipment, materials and products</p>				
	<p>3.4 Follow organisational procedures and legal requirements to minimise risks to health and safety</p>				
<p>Evidence Requirements Evidence for this unit should be generated and collected through performance under workplace conditions. This includes the knowledge-based learning outcomes and assessment criteria.</p>					
<p>Simulation Simulation is allowed. Evidence collected in a realistic working environment (RWE) or a work placement is permissible. RWEs must provide an environment which replicates the key characteristics of the workplace in which the skill to be assessed is normally employed. Evidence should come from working with real customers. The environment needs to be real but the learner does not have to be employed there.</p>					

Assessor feedback

Below detail why, as the assessor, you feel the learner has achieved this unit

Assessor's signature:

Date:

IV's signature:

Date:

Unit 29

Title	Use a telephone and voicemail system		
Level	1		
Credit	2		
Accreditation No	K/506/1796		
Learning Outcomes The learner will:	Assessment Criteria The learner can:	Initial	Evidence Reference
1. Know how to use a telephone and voicemail system	1.1 Outline how a caller's experiences affect their view of an organisation		
	1.2 Outline organisational standards and procedures for communicating on the telephone		
	1.3 State the importance of following organisational standards and procedures when making and receiving telephone calls		
	1.4 State organisational fault reporting procedures		
	1.5 Describe why it is important to follow security and data protection procedures when using a telephone system		
	1.6 State the information to be given out when transferring calls, taking or leaving messages		
	1.7 State organisational guidelines for deleting voicemail messages		

2. Be able to make telephone calls	2.1 Identify the reason for making a call				
	2.2 Obtain the name and number(s) of the person to be contacted				
	2.3 Communicate information to achieve the call objective(s)				
	2.4 Communicate in a way that meets organisational standards and guidelines				
3. Be able to receive telephone calls	3.1 Identify the caller in accordance with organisational procedures				
	3.2 Deal with calls in accordance with organisational procedures				
	3.3 Pass calls to the right person/department				
	3.4 Take messages when the person to be contacted is unavailable				
	3.5 Represent an organisation in a way that meets the required standards and guidelines				

<p>4. Be able to use voicemail systems</p>	<p>4.1 Use voicemail systems in accordance with manufacturers' instructions</p>				
	<p>4.2 Keep the voicemail message system up to date</p>				
	<p>4.3 Pass on accurate messages in accordance with organisational policies</p>				
	<p>Evidence Requirements Evidence for this unit should be generated and collected through performance under workplace conditions. This includes the knowledge-based learning outcomes and assessment criteria.</p>				
<p>Simulation Simulation is allowed. Evidence collected in a realistic working environment (RWE) or a work placement is permissible. RWEs must provide an environment which replicates the key characteristics of the workplace in which the skill to be assessed is normally employed. Evidence should come from working with real customers. The environment needs to be real but the learner does not have to be employed there.</p>					

Assessor feedback

Below detail why, as the assessor, you feel the learner has achieved this unit

Assessor's signature:

Date:

IV's signature:

Date:

Unit 30

Title	Contribute to the development and implementation of an information system		
Level	3		
Credit	6		
Accreditation No	A/506/1916		
Learning Outcomes The learner will:	✓	Initial	Evidence Reference
1. Understand the design and implementation of an information system			
	1.1 Explain the types of information to be managed by a system		
	1.2 Explain how information will be used and by whom		
	1.3 Explain who needs to be consulted in the design and implementation of an information system and why		
1.4 Explain the impact of legal and organisational security and confidentiality requirements for the design and implementation of an information system			

<p>2. Be able to contribute to the development of an information system</p>	<p>2.1 Confirm the purpose, use and features of an information system</p>				
	<p>2.2 Identify the information that will be managed by the system</p>				
	<p>2.3 Confirm requirements for reporting information</p>				
	<p>2.4 Recommend the functions that will be used to manipulate and report information</p>				
	<p>2.5 Develop guidance for the use of an information system that is accurate and easy to understand</p>				
	<p>2.6 Recommend user access and security levels for the information system</p>				
	<p>2.7 Make contributions to the development of an information system that are consistent with business objectives and values and within budgetary constraints</p>				
	<p>2.8 Participate in system tests in accordance with the specification</p>				

<p>3. Be able to contribute to the implementation of an information system</p>	<p>3.1 Implement the information system in accordance with the plan, minimising disruption to business</p>			
	<p>3.2 Confirm that staff are trained to use the system prior to its launch</p>			
	<p>3.3 Resolve or report problems or faults with the information system within the limits of their own authority</p>			
	<p>3.4 Adhere to organisational policies and procedures, and legal and ethical requirements in the implementation of an information system</p>			
	<p>Evidence Requirements Evidence for this unit should be generated and collected through performance under workplace conditions. This includes the knowledge-based learning outcomes and assessment criteria.</p>			
<p>Simulation Simulation is not allowed.</p>				

Assessor feedback

Below detail why, as the assessor, you feel the learner has achieved this unit

Assessor's signature:

Date:

IV's signature:

Date:

Unit 31

Title	Monitor information systems		
Level	3		
Credit	8		
Accreditation No	F/506/1917		
Learning Outcomes The learner will:	Assessment Criteria The learner can:	Initial	Evidence Reference
1. Understand how information systems are used	1.1 Explain how the intended use of reports affects the choice of format and language		
	1.2 Explain how the audience of reports affects the choice of format and language		
	1.3 Explain the features of different problem-solving techniques related to information systems		
	1.4 Evaluate the suitability of possible problem-solving actions related to information systems		
	1.5 Explain techniques to validate the reliability of information		
	1.6 Analyse the suitability of different evaluation techniques related to information systems		
	1.7 Assess the potential consequences of breaches of confidentiality		
	1.8 Evaluate the potential consequences of publishing reports containing inaccurate or unsubstantiated information		

2. Be able to monitor information systems	<p>2.1 Develop a plan to monitor information systems that specifies objectives, scope, timescale, resource implications, the techniques to be used and reporting requirements</p> <p>2.2 Carry out monitoring activities in accordance with the plan</p> <p>2.3 Provide training and support to system users that is appropriate to their needs</p> <p>2.4 Identify the cause of problems with an information system</p> <p>2.5 Suggest solutions to problems with an information system</p> <p>2.6 Recommend adaptations to the system in response to identified problems or developments</p> <p>2.7 Adhere to organisational policies and procedures, and legal and ethical requirements when monitoring information systems</p>				
<p>Evidence Requirements Evidence for this unit should be generated and collected through performance under workplace conditions. This includes the knowledge-based learning outcomes and assessment criteria.</p>					
<p>Simulation Simulation is not allowed.</p>					

Assessor feedback

Below detail why, as the assessor, you feel the learner has achieved this unit

Assessor's signature:

Date:

IV's signature:

Date:

Unit 32

Title	Develop a presentation		
Level	3		
Credit	3		
Accreditation No	K/506/1913		
Learning Outcomes The learner will:	<p>Assessment Criteria</p> <p>The learner can:</p>		
1. Understand how to develop a presentation	1.1 Explain best practice in developing presentations		
	1.2 Explain who needs to be consulted on the development of a presentation		
	1.3 Explain the factors to be taken into account in developing a presentation		
	1.4 Analyse the advantages and limitations of different communication media		
		Initial	Evidence Reference

<p>2. Be able to develop a presentation</p>	<p>2.1 Identify the purpose, content, style, timing and audience for a presentation</p>				
	<p>2.2 Select a communication media that is appropriate to the nature of a presentation, message and audience</p>				
	<p>2.3 Tailor a presentation to fit the timescale and audience's needs</p>				
	<p>2.4 Prepare a presentation that is logically structured, summarises the content and addresses the brief</p>				
	<p>2.5 Take action to ensure that a presentation adheres to organisational guidelines and policies</p>				
	<p>2.6 Develop materials that support the content of a presentation</p>				
<p>Evidence Requirements Evidence for this unit should be generated and collected through performance under workplace conditions. This includes the knowledge-based learning outcomes and assessment criteria.</p>					
<p>Simulation Simulation is not allowed.</p>					

Assessor feedback

Below detail why, as the assessor, you feel the learner has achieved this unit

Assessor's signature:

Date:

IV's signature:

Date:

Unit 33

Title	Deliver a presentation		
Level	3		
Credit	3		
Accreditation No	M/506/1914		
Learning Outcomes The learner will:	Assessment Criteria The learner can:	Initial	Evidence Reference
1. Understand the principles underpinning the delivery of presentations	1.1 Analyse the advantages and limitations of different methods of, and media for, making presentations		
	1.2 Explain how the type and size of the audience affects the delivery of a presentation		
	1.3 Explain the factors to be taken into account in developing contingency plans when delivering presentations		
	1.4 Explain voice projection and timing techniques when delivering presentations		
	1.5 Explain the factors to be taken into account in responding to questions from an audience		
	1.6 Explain different methods for evaluating the effectiveness of a presentation		

2. Be able to prepare to deliver a presentation	2.1 Confirm the layout of the venue and correct functioning of equipment and resources prior to making a presentation 2.2 Develop contingency plans for potential equipment and resource failure 2.3 Take action to ensure that the presentation fits the time slot available				
3. Be able to deliver a presentation	3.1 Speak clearly and confidently, using language that is appropriate for the topic and the audience 3.2 Vary their voice tone, pace and volume appropriately when delivering a presentation 3.3 Use body language in a way that reinforces messages 3.4 Use equipment and resources effectively when delivering a presentation 3.5 Deliver a presentation within the agreed timeframe 3.6 Respond to questions in a way that meets the audience's needs 3.7 Evaluate the effectiveness of a presentation				
Evidence Requirements Evidence for this unit should be generated and collected through performance under workplace conditions. This includes the knowledge-based learning outcomes and assessment criteria.					
Simulation Simulation is not allowed.					

Assessor feedback

Below detail why, as the assessor, you feel the learner has achieved this unit

Assessor's signature:

Date:

IV's signature:

Date:

Unit 34

Title	Analyse and present business data		
Level	3		
Credit	6		
Accreditation No	M/506/1945		
Learning Outcomes The learner will:	Assessment Criteria The learner can:		
1. Understand the analysis and presentation of business data	1.1	Explain the uses and limitations of primary and secondary data	Initial
	1.2	Explain the uses and limitations of quantitative and qualitative data	Evidence
	1.3	Evaluate the issues relating to the validity and reliability of data and its analysis	Reference
	1.4	Explain the use of IT tools to carry out research	
	1.5	Assess the risks attached to making judgments based on limited or unrepresentative samples	
	1.6	Assess the risks attached to generalising research findings	
	1.7	Explain different formats and techniques for the presentation of the analysis	

<p>2. Be able to analyse quantitative and qualitative business data</p>	<p>2.1 Agree the parameters of the analysis</p> <p>2.2 Clarify any ethical requirements of the analysis</p> <p>2.3 Organise the data in a way that will facilitate its analysis</p> <p>2.4 Select valid and reliable data analysis methods and techniques that are appropriate to the data and analysis objectives</p> <p>2.5 Apply analytical techniques that are appropriate to the purpose of the research and the nature of the data</p> <p>2.6 Confirm the accuracy of data analysis and make necessary adjustments</p> <p>2.7 Draw conclusions that are valid and supported by evidence</p>	<p>3.1 Present data in the agreed reporting format and house style</p> <p>3.2 Acknowledge the limitations of the analysis</p> <p>3.3 Reference data sources</p>			
<p>Evidence Requirements Evidence for this unit should be generated and collected through performance under workplace conditions. This includes the knowledge-based learning outcomes and assessment criteria.</p> <p>Simulation Simulation is not allowed.</p>					

Assessor feedback

Below detail why, as the assessor, you feel the learner has achieved this unit

Assessor's signature:

Date:

IV's signature:

Date:

Unit 35

Title	Maintain and issue stationery and supplies				
Level	2				
Credit	3				
Accreditation No	Y/506/2295				
Learning Outcomes The learner will:	Assessment Criteria The learner can:	▼	Initial	Evidence Reference	
1. Understand the maintenance of stationery and supplies	1.1 Describe organisational policies, procedures and levels of authority in maintaining supplies				
	1.2 Explain how to carry out a stock check of stationery				
	1.3 Describe the types of problems that may occur with deliveries and stock items				
	1.4 Explain how to deal with problems that occur with deliveries and stock items				
	1.5 Explain the factors to take into account when ordering stationery				
	1.6 Explain the benefits and limitations of different potential suppliers, against organisational requirements				
	1.7 Explain how to calculate quantities of stationery and supplies to be ordered				
	1.8 Describe how to dispose of or recycle waste				

2. Be able to maintain stocks of stationery and supplies	2.1 Maintain stocks of stationery and supplies at the required levels				
	2.2 Maintain the requirements of storage and security				
	2.3 Carry out stock checks in accordance with organisational policies and procedures				
	2.4 Chase up late or incorrect orders with suppliers				
3. Be able to issue stock of stationery and supplies	3.1 Issue stationery and supplies in accordance with organisational requirements				
	3.2 Maintain up-to-date records of stock issued, received and in storage				
	3.3 Deal with unwanted or damaged stationery and supplies safely				
	3.4 Recommend ways in which the system for receiving and issuing stock could be improved				
<p>Evidence Requirements Evidence for this unit should be generated and collected through performance under workplace conditions. This includes the knowledge-based learning outcomes and assessment criteria.</p>					
<p>Simulation Simulation is not allowed for this unit except as detailed below. Simulation may be used for assessment criteria 2.4 and 3.3 if no naturally occurring evidence is available.</p>					
<p>Supplementary evidence Supplementary evidence such as questioning may be used for assessment criteria 2.4 and 3.3 if no naturally occurring evidence is available.</p>					

Assessor feedback

Below detail why, as the assessor, you feel the learner has achieved this unit

Assessor's signature:

Date:

IV's signature:

Date:

Unit 36

Title	Use and maintain office equipment		
Level	2		
Credit	2		
Accreditation No	J/506/1868		
Learning Outcomes The learner will:	<p>Assessment Criteria The learner can:</p>		
1. Understand how to use office equipment	1.1 Describe organisational policies, procedures and levels of authority in maintaining office equipment		
	1.2 Describe how to use different types of office equipment		
	1.3 Explain the reasons for following manufacturer's and organisational instructions when operating equipment		
	1.4 Describe the types of equipment faults likely to be experienced and the correct way of dealing with these		
		Initial	Evidence Reference

2. Be able to use and maintain office equipment	2.1 Use the equipment that is appropriate to the task in accordance with the manufacturer's instructions				
	2.2 Follow organisational procedures to keep waste to a minimum				
	2.3 Maintain the equipment to the standard specified by the organisation or the manufacturer				
	2.4 Make sure that equipment conforms with health and safety requirements				
	2.5 Report problems that cannot be resolved to the right person				
<p>Evidence Requirements Evidence for this unit should be generated and collected through performance under workplace conditions. This includes the knowledge-based learning outcomes and assessment criteria.</p>					
<p>Simulation Simulation is not allowed for this unit except as detailed below. Simulation may be used for assessment criteria 2.5 if no naturally occurring evidence is available.</p>					
<p>Supplementary evidence Supplementary evidence such as questioning may be used for assessment criteria 2.5 if no naturally occurring evidence is available.</p>					

Assessor feedback

Below detail why, as the assessor, you feel the learner has achieved this unit

Assessor's signature:

Date:

IV's signature:

Date:

Active IQ

Westminster House
The Anderson Centre
Ermine Business Park
Huntingdon PE29 6XY

T 01480 467 950
F 01480 456 283
info@activeiq.co.uk
www.activeiq.co.uk

Active IQ wishes to emphasise that whilst every effort is made to ensure accuracy, the material contained within this document is subject to alteration or amendment in terms of overall policy, financial or other constraints. Reproduction of this publication is prohibited unless authorised by Active IQ Ltd. No part of this document should be published elsewhere or reproduced in any form without prior written permission.

Active iQ





Learner
Achievement
Portfolio

Level 2 Diploma in Business Administration – Group C

Qualification
Accreditation Number:
601/3546/3
Version AIQ004411

Active iQ

Active IQ wishes to emphasise that whilst every effort is made to ensure accuracy, the material contained within this document is subject to alteration or amendment in terms of overall policy, financial or other constraints. Reproduction of this publication is prohibited unless authorised by Active IQ Ltd. No part of this document should be published elsewhere or reproduced in any form without prior written permission.

Optional Group C

Unit 37

Title	Using Email		
Level	2		
Credit	3		
Accreditation No	M/502/4300		
Learning Outcomes The learner will:	<p>Assessment Criteria The learner can:</p> <p>1. Use e-mail software tools and techniques to compose and send messages</p>		
	▼	Initial	Evidence Reference
	1.1 Select and use software tools to compose and format e-mail messages, including attachments		
	1.2 Determine the message size and how it can be reduced		
	1.3 Send e-mail messages to individuals and groups		
	1.4 Describe how to stay safe and respect others when using e-mail		
	1.5 Use an address book to organise contact information		

2. Manage incoming e-mail effectively	2.1 Follow guidelines and procedures for using e-mail				
	2.2 Read and respond to e-mail messages appropriately				
	2.3 Use email software tools and techniques to automate responses				
	2.4 Describe how to archive e-mail messages, including attachments				
	2.5 Organise, store and archive e-mail messages effectively				
	2.6 Respond appropriately to e-mail problems				
<p>Evidence Requirements Evidence for this unit should be generated and collected through performance under workplace conditions. This includes the knowledge-based learning outcomes and assessment criteria.</p>					
<p>Simulation Simulation is not allowed.</p>					

Assessor feedback

Below detail why, as the assessor, you feel the learner has achieved this unit

Assessor's signature:

Date:

IV's signature:

Date:

Unit 38

Title	Bespoke software		
Level	2		
Credit	3		
Accreditation No	F/502/4396		
Learning Outcomes The learner will:	Assessment Criteria The learner can:	Initial	Evidence Reference
1. Input and combine information using bespoke applications	1.1 Input relevant information accurately so that it is ready for processing		
	1.2 Select and use appropriate techniques to link and combine information of different forms or from different sources within the software		
	1.3 Respond appropriately to data entry error messages		
2. Use appropriate structures to organise and retrieve information efficiently	2.1 Describe what functions to apply to structure and layout information effectively		
	2.2 Select and use appropriate structures and/or layouts to organise information		
	2.3 Apply local and/or legal guidelines and conventions for the storage and use of data where available		

<p>3. Use the functions of the software effectively to process and present information</p>	<p>3.1 Select and use appropriate tools and techniques to edit, process and format information</p> <p>3.2 Check information meets needs, using IT tools and making corrections as necessary</p> <p>3.3 Select and use appropriate methods to present information</p>				
<p>Evidence Requirements Evidence for this unit should be generated and collected through performance under workplace conditions. This includes the knowledge-based learning outcomes and assessment criteria.</p>					
<p>Simulation Simulation is not allowed.</p>					

Assessor feedback

Below detail why, as the assessor, you feel the learner has achieved this unit

Assessor's signature:

Date:

IV's signature:

Date:

Unit 39

Title	Spreadsheet software		
Level	2		
Credit	4		
Accreditation No	F/502/4625		
Learning Outcomes The learner will:	Assessment Criteria The learner can:	Initial	Evidence Reference
1. Use a spreadsheet to enter, edit and organise numerical and other data	1.1 Identify what numerical and other information is needed in the spreadsheet and how it should be structured		
	1.2 Enter and edit numerical and other data accurately		
	1.3 Combine and link data across worksheets		
	1.4 Store and retrieve spreadsheet files effectively, in line with local guidelines and conventions where available		
	2.1 Identify which tools and techniques to use to analyse and manipulate data to meet requirements		
2. Select and use appropriate formulas and data analysis tools to meet requirements	2.2 Select and use a range of appropriate functions and formulas to meet calculation requirements		
	2.3 Use a range of tools and techniques to analyse and manipulate data to meet requirements		

<p>3. Select and use tools and techniques to present and format spreadsheet information</p>	<p>3.1 Plan how to present and format spreadsheet information effectively to meet needs</p> <p>3.2 Select and use appropriate tools and techniques to format spreadsheet cells, rows, columns and worksheets</p> <p>3.3 Select and format an appropriate chart or graph type to display selected information</p> <p>3.4 Select and use appropriate page layout to present and print spreadsheet information</p> <p>3.5 Check information meets needs, using spreadsheet tools and making corrections as necessary</p> <p>3.6 Describe how to find errors in spreadsheet formulas</p> <p>3.7 Respond appropriately to any problems with spreadsheets</p>						
<p>Evidence Requirements Evidence for this unit should be generated and collected through performance under workplace conditions. This includes the knowledge-based learning outcomes and assessment criteria.</p>							
<p>Simulation Simulation is not allowed</p>							

Assessor feedback

Below detail why, as the assessor, you feel the learner has achieved this unit

Assessor's signature:

Date:

IV's signature:

Date:

Unit 40

Title	Data management software		
Level	2		
Credit	3		
Accreditation No	J/502/4559		
Learning Outcomes The learner will:	Assessment Criteria The learner can:	Initial	Evidence Reference
1. Enter, edit and maintain data records in a data management system	1.1 Describe the risks to data security and procedures used for data protection		
	1.2 Enter data accurately into groups of records to meet requirements		
	1.3 Locate and amend data associated with groups of records		
	1.4 Check data records meet needs, using IT tools and making corrections as necessary		
	1.5 Respond appropriately to data entry and other error messages		
	1.6 Apply local and/or legal guidelines for the storage and use of data where available		

2. Retrieve and display data records to meet requirements	2.1 Identify what queries and reports need to be run to output the required information			
	2.2 Select and use queries to search for and retrieve information to meet given requirements			
	2.3 Create and view reports to output information from the system to meet given requirements			
<p>Evidence Requirements Evidence for this unit should be generated and collected through performance under workplace conditions. This includes the knowledge-based learning outcomes and assessment criteria.</p>				
<p>Simulation Simulation is not allowed.</p>				

Assessor feedback

Below detail why, as the assessor, you feel the learner has achieved this unit

Assessor's signature:

Date:

IV's signature:

Date:

Unit 41

Title	Presentation software		
Level	2		
Credit	4		
Accreditation No	M/502/4622		
Learning Outcomes The learner will:	Assessment Criteria The learner can:	Initial	Evidence Reference
1. Input and combine text and other information within presentation slides	1.1 Identify what types of information are required for the presentation		I
	1.2 Enter text and other information using layouts appropriate to type of information		
	1.3 Insert charts and tables into presentation slides		
	1.4 Insert images, video or sound to enhance the presentation		
	1.5 Identify any constraints which may affect the presentation		
	1.6 Organise and combine information of different forms or from different sources for presentations		
	1.7 Store and retrieve presentation files effectively, in line with local guidelines and conventions where available		

<p>2. Use presentation software tools to structure, edit and format slide sequences</p>	<p>2.1 Identify what slide structure and themes to use</p> <p>2.2 Select, change and use appropriate templates for slides</p> <p>2.3 Select and use appropriate techniques to edit slides and presentations to meet needs</p> <p>2.4 Select and use appropriate techniques to format slides and presentations</p> <p>2.5 Identify what presentation effects to use to enhance the presentation</p> <p>2.6 Select and use animation and transition effects appropriately to enhance slide sequences</p>							
<p>3. Prepare slideshow for presentation</p>	<p>3.1 Describe how to present slides to meet needs and communicate effectively</p> <p>3.2 Prepare slideshow for presentation</p> <p>3.3 Check presentation meets needs, using IT tools and making corrections as necessary</p> <p>3.4 Identify and respond to any quality problems with presentations to ensure that presentations meet needs</p>							

Evidence Requirements

Evidence for this unit should be generated and collected through performance under workplace conditions. This includes the knowledge-based learning outcomes and assessment criteria.

Simulation

Simulation is not allowed

Assessor feedback

Below detail why, as the assessor, you feel the learner has achieved this unit

Assessor's signature:

Date:

IV's signature:

Date:

Unit 42

Title	Word processing software		
Level	2		
Credit	4		
Accreditation No	R/502/4628		
Learning Outcomes The learner will:	Assessment Criteria The learner can:	Initial	Evidence Reference
1. Enter and combine text and other information accurately within word processing documents	1.1 Identify what types of information are needed in documents		I
	1.2 Use appropriate techniques to enter text and other information accurately and efficiently		
	1.3 Select and use appropriate templates for different purposes		
	1.4 Identify when and how to combine and merge information from other software or other documents		
	1.5 Select and use a range of editing tools to amend document content		
	1.6 Combine or merge information within a document from a range of sources		
	1.7 Store and retrieve document and template files effectively, in line with local guidelines and conventions where available		

<p>2. Create and modify layout and structures for word processing documents</p>	<p>2.1 Identify the document requirements for structure and style</p>			
	<p>2.2 Identify what templates and styles are available and when to use them</p>			
	<p>2.3 Create and modify columns, tables and forms to organise information</p>			
	<p>2.4 Select and apply styles to text</p>			
<p>3. Use word processing software tools to format and present documents effectively to meet requirements</p>	<p>3.1 Identify how the document should be formatted to aid meaning</p>			
	<p>3.2 Select and use appropriate techniques to format characters and paragraphs</p>			
	<p>3.3 Select and use appropriate page and section layouts to present and print documents</p>			
	<p>3.4 Describe any quality problems with documents</p>			
	<p>3.5 Check documents meet needs, using IT tools and making corrections as necessary</p>			
	<p>3.6 Respond appropriately to quality problems with documents so that outcomes meet needs</p>			

Evidence Requirements

Evidence for this unit should be generated and collected through performance under workplace conditions. This includes the knowledge-based learning outcomes and assessment criteria.

Simulation

Simulation is not allowed

Assessor feedback

Below detail why, as the assessor, you feel the learner has achieved this unit

Assessor's signature:

Date:

IV's signature:

Date:

Unit 43

Title	Website software		
Level	2		
Credit	4		
Accreditation No	R/502/4631		
Learning Outcomes The learner will:	Assessment Criteria The learner can:	Initial	Evidence Reference
1. Create structures and styles for websites	1.1 Describe what website content and layout will be needed for each page		I
	1.2 Plan and create web page templates to layout		
	1.3 Select and use website features and structures to help the user navigate round web pages within the site		
	1.4 Create, select and use styles to keep the appearance of web pages consistent and make them easy to understand		
	1.5 Describe how copyright and other constraints may affect the website		
	1.6 Describe what access issues may need to be taken into account		
	1.7 Describe what file types to use for saving content		
	1.8 Store and retrieve files effectively, in line with local guidelines and conventions where available		

<p>2. Use website software tools to prepare content for websites</p>	<p>2.1 Prepare content for web pages so that it is ready for editing and formatting</p> <p>2.2 Organise and combine information needed for web pages including across different software</p> <p>2.3 Select and use appropriate editing and formatting techniques to aid both clarity and navigation</p> <p>2.4 Select and use appropriate development techniques to link information across pages</p> <p>2.5 Change the file formats appropriately for content</p> <p>2.6 Check web pages meet needs, using IT tools and making corrections as necessary</p>			
<p>3. Publish websites</p>	<p>3.1 Select and use appropriate testing methods to check that all elements of websites are working as planned</p> <p>3.2 Identify any quality problems with websites and how to respond to them</p> <p>3.3 Select and use an appropriate programme to upload and publish the website</p> <p>3.4 Respond appropriately to problems with multiple page websites</p>			

Evidence Requirements

Evidence for this unit should be generated and collected through performance under workplace conditions. This includes the knowledge-based learning outcomes and assessment criteria.

Simulation

Simulation is not allowed

Assessor feedback

Below detail why, as the assessor, you feel the learner has achieved this unit

Assessor's signature:

Date:

IV's signature:

Date:

Unit 44

Title	Deliver customer service		
Level	2		
Credit	5		
Accreditation No	A/506/2130		
Learning Outcomes The learner will:	Assessment Criteria The learner can:	Initial	Evidence Reference
1. Understand customer service delivery	1.1 Explain the relationship between customers' needs and expectations and customer satisfaction		I
	1.2 Describe the features and benefits of an organisation's products and/or services		
	1.3 Explain the importance of treating customers as individuals		
	1.4 Explain the importance of balancing promises made to customers with the needs of an organisation		
	1.5 Explain when and to whom to escalate problems		
	1.6 Describe methods of measuring their own effectiveness in the delivery of customer service		

<p>2. Understand the relationship between customer service and a brand</p>	<p>2.1 Explain the importance of a brand to an organisation</p>				
	<p>2.2 Explain how a brand affects an organisation's customer service offer</p>				
	<p>2.3 Explain the importance of using customer service language that supports a brand promise</p>				
	<p>2.4 Identify their own role in ensuring that a brand promise is delivered</p>				
<p>3. Be able to prepare to deal with customers</p>	<p>3.1 Keep up to date with an organisation's products and/or services</p>				
	<p>3.2 Prepare resources that are necessary to deal with customers before starting work</p>				

4. Be able to provide customer service	<p>4.1 Maintain organisational standards of presentation and behaviour when providing customer service</p> <p>4.2 Adapt their own behaviour to meet customers' needs or expectations</p> <p>4.3 Respond to customers' requests in line with organisational guidelines</p> <p>4.4 Inform customers of the progress of their requests</p> <p>4.5 Confirm that customers' expectations have been met in line with the service offer</p> <p>4.6 Adhere to organisational policies and procedures, legal and ethical requirements when providing customer service</p>	5. Be able to support improvements to customer service delivery	<p>5.1 Identify ways that customer service could be improved for an organisation and individuals</p> <p>5.2 Share information and ideas with colleagues and/or service partners to support the improvement of service delivery</p>	<p>Evidence Requirements Evidence for this unit should be generated and collected through performance under workplace conditions. This includes the knowledge-based learning outcomes and assessment criteria.</p>	<p>Simulation Simulation is not allowed.</p>
--	--	---	--	---	---

Assessor feedback

Below detail why, as the assessor, you feel the learner has achieved this unit

Assessor's signature:

Date:

IV's signature:


Date:

Unit 45

Title	Participate in a project			
Level	3			
Credit	3			
Accreditation No	F/506/1934			
Learning Outcomes The learner will:	Assessment Criteria The learner can:			
1. Understand how to manage a project	1.1 Explain the features of a project business case			
	1.2 Explain the stages of a project lifecycle			
	1.3 Explain the roles of people involved in a project			
	1.4 Explain the uses of project-related information			
	1.5 Explain the advantages and limitations of different project monitoring techniques			
	1.6 Analyse the interrelationship of project scope, schedule, finance, risk, quality and resources			

<p>2. Be able to support the delivery of a project</p>	<p>2.1 Fulfil their role in accordance with a project plan</p>			
	<p>2.2 Collect project-related information in accordance with project plans</p>			
	<p>2.3 Use appropriate tools to analyse project information</p>			
	<p>2.4 Report on information analysis in the agreed format and timescale</p>			
	<p>2.5 Draw issues, anomalies and potential problems to the attention of project managers</p>			
	<p>2.6 Adhere to organisational policies and procedures, legal and ethical requirements in supporting the delivery of a project</p>			
<p>Evidence Requirements Evidence for this unit should be generated and collected through performance under workplace conditions. This includes the knowledge-based learning outcomes and assessment criteria.</p>				
<p>Simulation Simulation is not allowed for this unit except as detailed below. Simulation may be used for assessment criteria 2.5 if no naturally occurring evidence is available.</p>				
<p>Supplementary Evidence Supplementary evidence such as questioning may be used for assessment criteria 2.5 if no naturally occurring evidence is available.</p>				

Unit 46

Title	Processing customers' financial transactions			
Level	2			
Credit	4			
Accreditation No	F/601/8320			
Learning Outcomes The learner will:	Assessment Criteria The learner can: 			
1. Be able to deal with customer transactions and documentation	1.1	Receive payments from and/or make payments to customers		
	1.2	Confirm that amounts and balances are accurate		
	1.3	Process payments accurately in accordance with the organisation's procedures		
	1.4	Recognise discrepancies in documentation and take appropriate action		
	1.5	Make sure that all documentation, entries and records are accurate and legible		

<p>2. Be able to comply with all codes, laws and regulatory requirements</p>	<p>2.1 Follow the organisation's systems, procedures and organisational timescales</p>				
	<p>2.2 Explain the organisation's customer service and complaints procedure</p>				
	<p>2.3 Act within personal authority limits and recognising when to refer to others</p>				
	<p>2.4 Explain the sources of information and advice within the organisation</p>				
	<p>2.5 Identify the different methods of receiving financial information</p>				
	<p>2.6 Comply with legal requirements, industry regulations, organisational policies and professional codes</p>				
	<p>2.7 Explain the organisation's requirements relating to the application of codes, laws and regulatory requirements and their impact on the job role</p>				
<p>Evidence Requirements Evidence for this unit should be generated and collected through performance under workplace conditions. This includes the knowledge-based learning outcomes and assessment criteria.</p>					
<p>Simulation Simulation is not allowed for this unit except as detailed below.</p>					
<p>Supplementary Evidence Supplementary evidence such as questioning may be used for assessment criteria 1.4 if no naturally occurring evidence is available.</p>					

Unit 47

Title	Payroll Processing		
Level	2		
Credit	5		
Accreditation No	T/505/1238		
Learning Outcomes The learner will:	Assessment Criteria The learner can:	Initial	Evidence Reference
1. Be able to use HMRC approved tools to calculate income tax	<p>1.1 Apply the tax code for an employee from given information</p> <p>1.2 Process pre-tax deductions correctly</p> <p>1.3 Process accurately a variety of Tax Codes using HMRC approved tools: • standard suffix codes operated on a cumulative or non-cumulative basis • BR code operated on a cumulative basis. • NT • OT • DO • D1</p> <p>1.4 Identify the authority required to change an employee's tax code and process the change accurately</p>		I
2. Be able to determine national insurance contributions to be deducted from gross pay	2.1 Process accurately for NI categories A, C and D, using approved HMRC Tools: • employee NI contributions • employer NI Contributions		
3. Be able to determine voluntary deductions and non-standard statutory deductions	3.1 Process voluntary deductions in an appropriate way		
	3.2 Process other statutory deductions: • Deductions from earnings orders • Scottish arrestment orders • Student loan repayments		

<p>4. Be able to produce relevant pay period reports</p>	<p>4.1 Produce a P11 or equivalent</p> <p>4.2 Produce payslips or equivalent, to detail statutory, non-statutory and organisational information regarding employees' individual pay.</p> <p>4.3 Produce payment schedules for different methods of making payments to employees</p>			
<p>5. Be able to record and reconcile payments and deductions to employees and external agencies</p>	<p>5.1 Produce an internal payroll summary to record and itemise payments and deductions, including employer's NIC</p> <p>5.2 Reconcile payments and deductions made from employees pay with the total payroll</p> <p>5.3 Prepare Employer Payment Summaries in line with the tax authority's requirements</p>			
<p>Evidence Requirements Evidence for this unit should be generated and collected through performance under workplace conditions. This includes the knowledge-based learning outcomes and assessment criteria.</p>				
<p>Simulation Simulation is not allowed.</p>				

Assessor feedback

Below detail why, as the assessor, you feel the learner has achieved this unit

Assessor's signature:

Date:

IV's signature:

Date:

Unit 48

Title	Process information about customers		
Level	2		
Credit	3		
Accreditation No	R/506/2134		
Learning Outcomes The learner will:	Assessment Criteria The learner can:	Initial	Evidence Reference
1. Understand how to process customer information	1.1 Describe the functions of customer information systems		I
	1.2 Explain the way in which legislation and regulatory requirements affect the processing of customer information		
	1.3 Explain different responsibilities and levels of authority for processing customer service information		
	1.4 Explain the reliability of sources of customer information		
	1.5 Explain the validity of customer information		

2. Be able to process customer information	<p>2.1 Record information about customers in line with organisational standards and procedures</p> <p>2.2 Keep customer information up to date</p> <p>2.3 Respond to requests for customer information from authorised people in a timely manner</p> <p>2.4 Retrieve customer information that meets the requirements of the request</p> <p>2.5 Supply customer information in a format appropriate for the recipient</p> <p>2.6 Adhere to organisational policies and procedures, legal and ethical requirements when processing customer information</p>				
<p>Evidence Requirements Evidence for this unit should be generated and collected through performance under workplace conditions. This includes the knowledge-based learning outcomes and assessment criteria.</p>					
<p>Simulation Simulation is not allowed.</p>					

Assessor feedback

Below detail why, as the assessor, you feel the learner has achieved this unit

Assessor's signature:

Date:

IV's signature:

Date:

Unit 49

Title	Develop customer relationships		
Level	2		
Credit	3		
Accreditation No	Y/506/2149		
Learning Outcomes The learner will:	Assessment Criteria The learner can:	Initial	Evidence Reference
1. Understand how to develop customer relationships	1.1 Describe the importance of developing relationships with customers		I
	1.2 Explain the value of customer loyalty and retention		
	1.3 Explain how customers' expectations may change over time		
	1.4 Explain the use of customer feedback as a means of developing customer relationships		
	1.5 Explain the limits of their own authority to make alternative service offers to customers		
	1.6 Describe the use of Customer Relationship Management systems and processes to meet customers' expectations		
	1.7 Explain the importance of regular communication in the development of both internal and external customer relationships		

2. Be able to develop relationships with customers	2.1 Give help and information that meets or exceeds customers' expectations				
	2.2 Identify new ways of helping customers based on their feedback				
	2.3 Share feedback from customers with others				
	2.4 Identify added value that the organisation could offer customers				
	2.5 Bring to customers' attention products or services that may interest them				
<p>Evidence Requirements Evidence for this unit should be generated and collected through performance under workplace conditions. This includes the knowledge-based learning outcomes and assessment criteria.</p>					
<p>Simulation. Simulation is not allowed.</p>					

Assessor feedback

Below detail why, as the assessor, you feel the learner has achieved this unit

Assessor's signature:

Date:

IV's signature:

Date:

Active IQ

Westminster House
The Anderson Centre
Ermine Business Park
Huntingdon PE29 6XY

T 01480 467 950
F 01480 456 283
info@activeiq.co.uk
www.activeiq.co.uk

Active IQ wishes to emphasise that whilst every effort is made to ensure accuracy, the material contained within this document is subject to alteration or amendment in terms of overall policy, financial or other constraints. Reproduction of this publication is prohibited unless authorised by Active IQ Ltd. No part of this document should be published elsewhere or reproduced in any form without prior written permission.

Active iQ





Learner
Achievement
Portfolio

Level 2 Diploma in Business Administration – Group D

Qualification
Accreditation Number:
601/3546/3
Version AIQ004412

Active iQ

Active IQ wishes to emphasise that whilst every effort is made to ensure accuracy, the material contained within this document is subject to alteration or amendment in terms of overall policy, financial or other constraints. Reproduction of this publication is prohibited unless authorised by Active IQ Ltd. No part of this document should be published elsewhere or reproduced in any form without prior written permission.

Optional Group D

Unit 50

Title	Understand the use of research in business		
Level	2		
Credit	6		
Accreditation No	A/506/1818		
Learning Outcomes The learner will:	Assessment Criteria The learner can:	Initial	Evidence Reference
1. Understand the research process	1.1 Describe the main stages in the research process		
	1.2 Explain the importance of scoping research and setting the research objectives		
	1.3 Explain the importance of identifying the limitations of research methods		
	1.4 Explain the difference between primary and secondary research		
	1.5 Describe the difference between quantitative and qualitative research methods		
	1.6 Describe the advantages and disadvantages of different research methods		
	1.7 Describe the use of different analytical techniques in the research process		
	1.8 Explain the importance of validity and reliability in the research process		

<p>2. Understand how to use research in business</p>	<p>2.1 Outline the limitations of applying research outcomes</p> <p>2.2 Explain why and how to use sources of current and archived business information</p> <p>2.3 Explain how to validate research information</p> <p>2.4 Describe the purpose and applications of research in business</p> <p>2.5 Describe organisational conventions and formats for presenting research reports</p> <p>2.6 Explain the organisational policy for acknowledging sources of information</p> <p>2.7 Explain ways in which ethics can affect the conduct and use of research</p>					
<p>Evidence Requirements Evidence for this unit should be generated and collected through a portfolio of evidence, practical demonstration/assignment, coursework, practical examination and professional discussion. A worksheet can be developed if required. Please contact pippa@activeiq.co.uk</p>						

Assessor feedback

Below detail why, as the assessor, you feel the learner has achieved this unit

Assessor's signature:

Date:

IV's signature:

Date:

Unit 51

Title	Understand the legal context of business		
Level	3		
Credit	6		
Accreditation No	D/506/1939		
Learning Outcomes The learner will:	Assessment Criteria The learner can:	Initial	Evidence Reference
1. Understand the legal framework within which businesses operate	1.1 Explain the legal requirements of different types of business		
	1.2 Describe the roles and powers of government departments and agencies in regulating business		
	1.3 Explain the legal provisions relating to intellectual property		
	2.1 Explain the corporate governance statutory framework of a business		
2. Understand the principles of business governance	2.2 Explain the roles and responsibilities of an organisation's governing body		
	2.3 Explain the financial reporting requirements of an organisation		

3. Understand how contract law affects a business	3.1 Explain the elements of a valid business contract			
	3.2 Analyse different types of contracts			
	3.3 Explain the difference between negligence and liability			
	3.4 Explain the liabilities and entitlements of sellers and purchasers of goods and services			

<p>4. Understand the requirements of employment law</p>	<p>4.1 Describe the sources, institutions and enforcement systems for individual employment rights</p>				
	<p>4.2 Explain the features of types of worker and employment contracts for service</p>				
	<p>4.3 Explain the implications of contracts of service and contracts for service</p>				
	<p>4.4 Explain the implications of different types of employment status</p>				
	<p>4.5 Explain the requirements for an organisation for health and safety</p>				
	<p>4.6 Explain the requirements for an organisation for equality and diversity</p>				
	<p>4.7 Explain the implications for an organisation of wrongful dismissal, unfair dismissal and redundancy</p>				
	<p>4.8 Describe the impact of human rights legislation on the employment relationship</p>				
<p>Evidence Requirements Evidence for this unit should be generated and collected through a portfolio of evidence, practical demonstration/assignment, coursework, practical examination and professional discussion. A worksheet can be developed if required. Please contact pippa@activeiq.co.uk</p>					

Assessor feedback

Below detail why, as the assessor, you feel the learner has achieved this unit

Assessor's signature:

Date:

IV's signature:

Date:

Unit 52

Title		Principles of marketing theory		
Level		2		
Credit		4		
Accreditation No		D/502/9928		
Learning Outcomes The learner will:		Assessment Criteria The learner can:		
1. Understand how to segment the market		▶		
	1.1 Explain the importance of defining market segments			
	1.2 Describe the difference between market segments and customer classifications			
	1.3 Explain how to cluster customers with similar characteristics			
	1.4 Describe how a range of products may appeal to different market segments			
	1.5 Describe the importance of valid and reliable marketing data to segmenting the market			
	1.6 Explain the strengths and weaknesses of different marketing data collection methods			
1.7 Describe the use of Customer Relationship Management (CRM) activities and systems				
			Initial	Evidence Reference

2. Understand the value of marketing	<p>2.1 Describe the role of marketing in enhancing the sale of products and/or services</p> <p>2.2 Explain the significance of customer loyalty to the achievement of marketing objectives</p> <p>2.3 Explain the role of performance indicators and evaluation arrangements</p> <p>2.4 Describe the factors to be taken into account when assessing the cost and value of marketing activities</p> <p>2.5 Explain the significance of brand and reputation to sales performance</p>			
3. Understand the principles of socially responsible marketing	<p>3.1 Explain the scope and purpose of socially responsible marketing</p> <p>3.2 Explain the importance of involving stakeholders in socially responsible marketing activities</p> <p>3.3 Explain how core values are expressed through coherent branding and chosen communication methods</p> <p>3.4 Explain the requirements of socially responsible marketing campaigns</p>			
<p>Evidence Requirements Evidence for this unit should be generated and collected through a portfolio of evidence, practical demonstration/assignment, coursework, practical examination and professional discussion. A worksheet can be developed if required. Please contact pippa@activeiq.co.uk</p>				

Assessor feedback

Below detail why, as the assessor, you feel the learner has achieved this unit

Assessor's signature:

Date:

IV's signature:

Date:

Unit 53

Title	Principles of digital marketing		
Level	2		
Credit	5		
Accreditation No	D/502/9931		
Learning Outcomes The learner will:	Assessment Criteria The learner can:	Initial	Evidence Reference
1. Understand the role of digital marketing	1.1 Explain the role of digital marketing within the overall marketing strategy		
	1.2 Explain the strengths and weaknesses of digital marketing		
	1.3 Explain the importance of targeted digital marketing		
	1.4 Describe the sources of data lists for use in targeting customers and potential customers		
	1.5 Explain the legal requirements and implications of digital marketing		
	1.6 Describe the importance of digital data capture systems for digital marketing		

<p>2. Understand the use of search engine optimisation (SEO)</p>	<p>2.1 Describe the use of SEO</p>				
	<p>2.2 Explain the importance of SEO</p>				
	<p>2.3 Explain the advantages and disadvantages of links to other websites</p>				
<p>3. Understand the requirements of marketing research using the internet</p>	<p>3.1 Explain how to use search-related internet facilities to enable the identification and retrieval of targeted information</p>				
	<p>3.2 Explain the advantages and disadvantages of different internet data collection sources</p>				
	<p>3.3 Explain the importance of confirming the accuracy of information retrieved from the internet</p>				
<p>4. Understand the uses of digital marketing devices and messages</p>	<p>4.1 Describe the potential uses of a Customer Relationship Management (CRM) system</p>				
	<p>4.2 Explain the importance of data cleansing</p>				
	<p>4.3 Describe the use of digital marketing devices</p>				
	<p>4.4 Describe the use of digital response systems</p>				
	<p>4.5 Explain the advantages and disadvantages of different tracking systems</p>				

5. Understand how to use digital technology for marketing purposes	5.1 Explain how to use a CRM system				
	5.2 Explain how to maintain the currency and accuracy of digital databases				
	5.3 Explain the advantages and disadvantages of different digital technologies				
	5.4 Describe the importance of tailoring messages to different digital media				
	5.5 Explain the potential for marketing to social networking sites				
	5.6 Explain how to prevent marketing messages being identified as “spam”				
<p>Evidence Requirements Evidence for this unit should be generated and collected through a portfolio of evidence, practical demonstration/assignment, coursework, practical examination and professional discussion. A worksheet can be developed if required. Please contact pippa@activeiq.co.uk</p>					

Assessor feedback

Below detail why, as the assessor, you feel the learner has achieved this unit


Assessor's signature:

Date:

IV's signature:

Date:

Unit 54

Title	Principles of customer relationships			
Level	2			
Credit	3			
Accreditation No	K/503/8194			
Learning Outcomes The learner will:	Assessment Criteria The learner can: 			
1. Understand customers and their needs	1.1 Describe the importance of understanding customers' wants and needs			
	1.2 Explain the role of segmentation in identifying customers' likely wants and needs			
	1.3 Describe the factors that motivate customers to buy			
	1.4 Explain the importance of seeking customer feedback on performance, products and/or services			

<p>2. Understand an organisation's responses to customer relationships</p>	<p>2.1 Describe an organisation's marketing objectives and activities</p>			
	<p>2.2 Explain the importance of developing customer service plans and customer relationship plans</p>			
	<p>2.3 Describe an organisation's system for relationship management</p>			
	<p>2.4 Describe an organisation's customer care programme</p>			
	<p>2.5 Describe the system for communicating with customers</p>			
	<p>2.6 Explain the importance of a consistent level of service</p>			
	<p>2.7 Explain the link between customer satisfaction and sales growth</p>			
	<p>2.8 Explain the importance of using customer feedback to enhance performance, products and/or services</p>			

3. Understand the principles of customer relationship management	3.1 Explain the concept and principles of relationship management			
	3.2 Explain the importance of keeping promises made to customers			
	3.3 Explain the importance of balancing customers' needs with those of the organisation			
	3.4 Explain the importance of keeping customers informed of progress, problems, issues and the actions undertaken in support of them			
	3.5 Explain how to identify added value that could be offered to customers			
Evidence Requirements Evidence for this unit should be generated and collected through a portfolio of evidence, practical demonstration/assignment, coursework, practical examination and professional discussion. A worksheet can be developed if required. Please contact pippa@activeiq.co.uk				

Assessor feedback

Below detail why, as the assessor, you feel the learner has achieved this unit

Assessor's signature:

Date:

IV's signature:

Date:

Unit 55

Title	Understand working in a customer service environment		
Level	1		
Credit	3		
Accreditation No	L/506/2083		
Learning Outcomes The learner will:	Assessment Criteria The learner can:	Initial	Evidence Reference
1. Know the importance of customer service	1.1 State what is meant by “customer service”		
	1.2 State why effective customer service is important to an organisation		
2. Know the factors affecting customer service	2.1 Outline the difference between an internal and an external customer		
	2.2 State how to identify customers’ needs and expectations		
	2.3 List information sources needed to deliver reliable customer service		
	2.4 Describe the relationship between customer expectations and customer satisfaction		

<p>3. Know how to work in a customer service role</p>	<p>3.1 Identify personal behaviours that can positively affect customers' perceptions of an organisation and its products and/or services</p> <p>3.2 Identify the job roles within a team delivering customer service</p> <p>3.3 State the standards of personal presentation and behaviour expected by customer service staff in different organisations</p> <p>3.4 State standards and practices that relate to a service offer within different types of organisation</p> <p>3.5 Describe how legislation and organisational requirements affect what can be promised or carried out in a customer service role</p> <p>3.6 Describe the procedures for protecting customers' personal information and safety</p> <p>3.7 State the importance of protecting customers' personal information and safety</p>			
<p>4. Know how to refer customer queries and problems to others</p>	<p>4.1 Describe types of customer behaviour that show when a customer is dissatisfied</p> <p>4.2 State the procedures to be followed when dealing with customer queries or problems</p> <p>4.3 State to whom to refer customer queries and problems</p>			
<p>Evidence Requirements Evidence for this unit should be generated and collected through a portfolio of evidence, practical demonstration/assignment, coursework, practical examination and professional discussion. A worksheet can be developed if required. Please contact pippa@activeiq.co.uk</p>				

Assessor feedback

Below detail why, as the assessor, you feel the learner has achieved this unit

Assessor's signature:

Date:

IV's signature:

Date:

Unit 56

Title	Know how to publish, integrate and share using social media		
Level	2		
Credit	5		
Accreditation No	R/505/3515		
Learning Outcomes The learner will:	Assessment Criteria The learner can:	Initial	Evidence Reference
1. Know the current social networks used to publish, integrate and share online	1.1 Identify the main social media networks in current use		
	1.2 Describe the main features of each social media network identified		
	1.3 Describe why they would use each of the social media networks identified		
	1.4 Explain the purpose of a 'social aggregator' tool		
	1.5 Describe how blogs give individuals a voice on the Web		
	1.6 Explain how professionals make connections using social media networks		

<p>2. Understand how social media is used by individuals, organisations/businesses, governments and social groups</p>	<p>2.1 Describe why</p> <ul style="list-style-type: none"> • individuals • organisations/businesses • governments • social groups <p>use social media networking sites</p> <p>2.2 Explain the advantages and typical components of a social media user profile</p> <p>2.3 Identify the benefits of using social media networking for:</p> <ul style="list-style-type: none"> • individuals • organisations/businesses • governments • social groups <p>2.4 Identify the risks of using social media networking for:</p> <ul style="list-style-type: none"> • individuals • organisations/businesses • governments • social groups <p>2.5 Describe how social media networks monitor engagement with their websites</p> <p>2.6 Describe the advantages of podcasting</p> <p>2.7 Explain why organisations have social media policies</p>			
---	---	--	--	--

<p>3. Understand best practices for safe social networking</p>	<p>3.1 Describe appropriate precautions to ensure their own safety and privacy</p> <p>3.2 Describe how to protect personal information when engaging with social media websites</p> <p>3.3 Identify legal constraints on the uploading and downloading of software and other digital content</p>					
<p>4. Use browser software to communicate information online</p>	<p>4.1 Select and use appropriate tools and techniques to communicate information online</p> <p>4.2 Use browser tools to share information sources with others</p> <p>4.3 Submit information online</p> <p>4.4 Identify opportunities to create, post or publish material to social media websites</p>					
<p>5. Understand the need for safety and security practices</p>	<p>5.1 Describe the danger of computer viruses and how to minimise risks</p> <p>5.2 Describe how to minimise threats to information security when online</p> <p>5.3 Describe how to minimise the threats to user safety when online</p> <p>5.4 Describe where to access online help and information when using social media networks</p>					

Evidence Requirement

Evidence for this unit should be generated and collected through a portfolio of evidence, practical demonstration/assignment, coursework, practical examination and professional discussion. There must be valid, authentic and sufficient evidence for all the assessment criteria. However, one piece of evidence may be used to meet the requirements of more than one learning outcome or assessment criterion.

A worksheet can be developed if required. Please contact pippa@activeiq.co.uk

Simulation

Simulation is not allowed for any of the learning outcomes in this unit.

Assessor feedback

Below detail why, as the assessor, you feel the learner has achieved this unit

Assessor's signature:

Date:

IV's signature:

Date:

Unit 57

Title		Exploring social media	
Level		2	
Credit		2	
Accreditation No		F/505/6880	
Learning Outcomes The learner will:		Assessment Criteria The learner can:	
		Initial	
		Evidence Reference	
1. Understand the opportunities and threats associated with using social media.	1.1 Describe the positive and negative aspects of using social media.		
	1.2 Describe how to minimise risks associated with using social media.		
2. Understand the application of social media.	2.1 Describe how various social media sites may be used by groups, individuals, businesses and organisations.		
	2.2 Demonstrate the use of various social media sites to communicate and upload content including: a) Facebook b) Blogging c) Twitter d) YouTube		
	2.3 Describe how businesses and organisations may use social media to promote products and services.		
Evidence Requirements			
Evidence for this unit should be generated and collected through a portfolio of evidence, practical demonstration/assignment, coursework, practical examination and professional discussion.			
Simulation			
Simulation is not allowed for any of the learning outcomes in this unit			

Assessor feedback

Below detail why, as the assessor, you feel the learner has achieved this unit

Assessor's signature:

Date:

IV's signature:

Date:

Unit 58

Title	Understand the safe use of online and social media platforms		
Level	2		
Credit	4		
Accreditation No	L/505/3514		
Learning Outcomes The learner will:	Assessment Criteria The learner can:	Initial	Evidence Reference
1. Understand that information stored on personal computers and mobile devices must be safeguarded	<p>1.1 Identify the potential risks to information security of using personal computers and mobile devices for:</p> <ul style="list-style-type: none"> • using email • web browsing • banking online • shopping online • social networking <p>1.2 Describe the security risks associated with:</p> <ul style="list-style-type: none"> • hardware • software • social media networking • access to malicious websites • access to inappropriate material published on the Internet • corrupted or infected email attachments <p>1.3 Explain the importance of controlling access to hardware, software and stored data</p>		

	<p>1.4 Describe the common types of scams and frauds:</p> <ul style="list-style-type: none"> • phishing • pharming • hacking 			
<p>2. Know how to select and use appropriate security methods to safeguard systems and data</p>	<p>1.5 Explain the importance of developing and maintaining safe ICT user habits</p>			
	<p>2.1 Describe security techniques/measures that can protect personally accessed software and data, such as login identity and passwords</p>			
	<p>2.2 Describe common ways of controlling access to hardware, software and data</p>			
	<p>2.3 Identify ways to protect data and software</p>			
	<p>2.4 Describe the term 'virus' and give examples of different types</p>			
	<p>2.5 Describe the purpose of anti-virus software</p>			
	<p>2.6 Explain why anti-virus software should be regularly updated</p>			
	<p>2.7 Explain the importance of backing up and safely storing data</p>			

<p>3. Understand the threats to personal safety when using the Internet</p>	<p>3.1 Describe the forms and features of:</p> <ul style="list-style-type: none"> • cyberbullying • grooming • stalking • criminal activities • inappropriate contact • inappropriate content <p>3.2 Identify when and how to report online safety issues</p> <p>3.3 Describe the risks and consequences of:</p> <ul style="list-style-type: none"> • identity theft • identity fraud <p>3.4 Describe how user accounts can be used as a security measure when computers are used by more than one person</p> <p>3.5 Explain the importance of setting parental controls on personal computers, mobile and media devices</p> <p>3.6 Explain how to set up parental controls on:</p> <ul style="list-style-type: none"> • personal computers • tablets • mobile phones 			
---	--	--	--	--

<p>4. Know how to protect their online devices against fraud and security attacks</p>	<p>4.1 Set up security measures to protect their personal computers and mobile devices against fraud and security threats</p>				
	<p>4.2 Describe measures that can help to protect their personal information</p>				
	<p>4.3 Describe the risks posed by unsolicited email and measures that can reduce the risks</p>				
	<p>4.4 Identify the security threats when accessing public WiFi networks</p>				
<p>5. Understand the implications of entering personal information onto social media networking sites</p>	<p>5.1 Explain the concept of no 'take backs' once information is posted online</p>				
	<p>5.2 Identify who can view information posted onto social media networking websites</p>				
	<p>5.3 Explain the privacy issues of using social media websites</p>				
	<p>5.4 Describe formal and informal conventions, or netiquette, which should be observed when communicating online</p>				
	<p>5.5 Describe the potential consequences of posting their personal information onto social media websites</p>				
	<p>5.6 Identify the security risks of adding geographic identity or location to material they upload to the Internet</p>				

<p>6. Understand legal measures that address the protection of data</p>	<p>6.1 Identify relevant legislation and guidelines relating to</p> <ul style="list-style-type: none"> • downloading images and files from the Internet • data protection <p>6.2 Identify data protection issues around the use of social media Describe what is meant by the following terms:</p> <ul style="list-style-type: none"> • copyright • plagiarism • intellectual property <p>6.3 Explain why organisations develop and adopt policies for the acceptable use of ICT</p> <p>6.4 Describe the common components of an Acceptable Use Policy</p>			
<p>Evidence Requirement Evidence for this unit should be generated and collected through a portfolio of evidence, practical demonstration/assignment, coursework, practical examination and professional discussion. There must be valid, authentic and sufficient evidence for all the assessment criteria. However, one piece of evidence may be used to meet the requirements of more than one learning outcome or assessment criterion. A worksheet can be developed if required. Please contact pippa@activeiq.co.uk</p>				
<p>Simulation Simulation is not allowed for any of the learning outcomes in this unit</p>				

Assessor feedback

Below detail why, as the assessor, you feel the learner has achieved this unit

Assessor's signature:

Date:

IV's signature:

Date:

Unit 59

Principles of equality and diversity in the workplace					
Level	2				
Credit	2				
Accreditation No	J/506/1806				
Learning Outcomes The learner will:		Assessment Criteria The learner can:			
<p>1. Understand the implications of equality legislation</p> <p>2. Understand organisational standards and expectations for equality and diversity and context in the workplace</p>		Initial		Evidence Reference	
		▼			
		1.1 Define the concept 'equality and diversity'			WORKSHEET
		1.2 Describe the legal requirements for equality of opportunity			
		1.3 Describe the role and powers of organisations responsible for equality			
		1.4 Explain the benefits of equal opportunities and diversity			
		1.5 Explain the potential consequences for an organisation of failing to comply with equality legislation			
		2.1 Explain how organisational policies on equality and diversity translate into day to day activity in the workplace			
		2.2 Describe their own responsibilities for equality and diversity in the workplace			
		2.3 Describe behaviours that support equality, diversity and inclusion in the workplace			

Evidence Requirements

This is a knowledge based unit. Please see worksheet section at the end of optional group D.

Assessor feedback

Below detail why, as the assessor, you feel the learner has achieved this unit

Assessor's signature:

Date:

IV's signature:

Date:

Unit 60

Title	Principles of team leading		
Level	2		
Credit	5		
Accreditation No	R/506/2294		
Learning Outcomes The learner will:	Assessment Criteria The learner can:	Initial	Evidence Reference
1. Understand leadership styles in organisations	1.1 Describe characteristics of effective leaders		WORKSHEET
	1.2 Describe different leadership styles		
	1.3 Describe ways in which leaders can motivate their teams		
	1.4 Explain the benefits of effective leadership for organisations		

2. Understand team dynamics	2.1 Explain the purpose of different types of teams			
	2.2 Describe the stages of team development and behaviour			
	2.3 Explain the concept of team role theory			
	2.4 Explain how the principle of team role theory is used in team building and leadership			
	2.5 Explain typical sources of conflict within a team and how they could be managed			
3. Understand techniques used to manage the work of teams	3.1 Explain the factors to be taken into account when setting targets			
	3.2 Describe a range of techniques to monitor the flow of work of a team			
	3.3 Describe techniques to identify and solve problems within a team			

4. Understand the impact of change management within a team	4.1 Describe typical reasons for organisational change				
	4.2 Explain the importance of accepting change positively				
	4.3 Explain the potential impact on a team of negative responses to change				
	4.4 Explain how to implement change within a team				
5. Understand team motivation	5.1 Explain the meaning of the term “motivation”				
	5.2 Explain factors that affect the level of motivation of team members				
	5.3 Describe techniques that can be used to motivate team members				
	5.4 Explain how having motivated staff affects an organisation				
Evidence Requirements					
This is a knowledge based unit. Please see worksheet section at the end of optional group D					

Assessor feedback

Below detail why, as the assessor, you feel the learner has achieved this unit

Assessor's signature:

Date:

IV's signature:

Date:

Active IQ

Westminster House
The Anderson Centre
Ermine Business Park
Huntingdon PE29 6XY

T 01480 467 950
F 01480 456 283
info@activeiq.co.uk
www.activeiq.co.uk

Active IQ wishes to emphasise that whilst every effort is made to ensure accuracy, the material contained within this document is subject to alteration or amendment in terms of overall policy, financial or other constraints. Reproduction of this publication is prohibited unless authorised by Active IQ Ltd. No part of this document should be published elsewhere or reproduced in any form without prior written permission.

Active iQ

